



Serving  
Alachua • Bradford  
Columbia • Dixie • Gilchrist  
Hamilton • Lafayette • Madison  
Suwannee • Taylor • Union Counties

---

2009 NW 67th Place, Gainesville, FL 32653-1603 • 352.955.2200

March 14, 2013

TO: Lafayette County Transportation Disadvantaged Coordinating Board

FROM: Lynn Godfrey, AICP, Senior Planner

SUBJECT: Meeting Announcement

The Lafayette County Transportation Disadvantaged Coordinating Board will meet **Monday, March 25, 2013 at 1:00 p.m.** in the meeting room of Suwannee River Economic Council located on State Road 27 in Mayo, Florida. All Board members are encouraged to attend this meeting.

Attached is a meeting agenda and supporting materials. If you have any questions, please do not hesitate to contact me at extension 110.

#### Attachments

t:\lynn\td13\lafayette\memos\march.docx



Map of:

**114 SW Community Cir**

Mayo, FL 32066-4000

Notes



©2013 MapQuest, Inc. Use of directions and maps is subject to the MapQuest Terms of Use. We make no guarantee of the accuracy of their content, road conditions or route usability. You assume all risk of use. [View Terms of Use](#)



Serving  
Alachua • Bradford  
Columbia • Dixie • Gilchrist  
Hamilton • Lafayette • Madison  
Suwannee • Taylor • Union Counties

---

2009 NW 67th Place, Gainesville, FL 32653-1603 • 352.955.2200

## **LAFAYETTE COUNTY**

### **TRANSPORTATION DISADVANTAGED COORDINATING BOARD**

#### **MEETING ANNOUNCEMENT AND AGENDA**

Meeting Room  
Suwannee River Economic Council  
Mayo, Florida

Monday  
March 25, 2013  
1:00 p.m.

#### **I. BUSINESS MEETING - CALL TO ORDER**

A. Pledge of Allegiance

B. Invocation

C. Introductions

D. Approval of the Meeting Agenda

**ACTION REQUIRED**

E. Approval of the November 19, 2012  
Minutes

**ACTION REQUIRED**

#### **II. UNFINISHED BUSINESS**

A. Request for Proposals

**ACTION REQUIRED**

The Board needs to recommend the designation of Suwannee River Economic Council, Inc. as the Lafayette County Community Transportation Coordinator

#### **III. NEW BUSINESS**

A. Lafayette County Transportation Disadvantaged  
Service Plan Amendment

**ACTION REQUIRED**

The Board needs to amend the Lafayette County Transportation Disadvantaged Service Plan

Dedicated to improving the quality of life of the Region's citizens,  
by coordinating growth management, protecting regional resources,  
promoting economic development and providing technical services to local governments.

**B. Operations Reports**

**NO ACTION REQUIRED**

**C. 2013 Legislative Priorities**

**NO ACTION REQUIRED**

Enclosed are the Florida Commission for the Transportation Disadvantaged 2013  
Legislative priorities

**IV. OTHER BUSINESS**

**A. Comments**

- 1. Members**
- 2. Citizens**

**V. FUTURE MEETING DATES**

- A. Monday, May 20, 2013 at 1:00 p.m.**
- B. Monday, September 23, 2013 at 1:00 p.m.**
- C. Monday, November 18, 2013 at 1:00 p.m.**

\* Please note that this is a tentative meeting schedule, all dates and times are subject to change.

If you have any questions concerning the enclosed materials, please do not hesitate to contact me at 1-800-226-0690, extension 110.

# LAFAYETTE COUNTY COORDINATING BOARD

## Voting Members

*Chairperson*

**Commissioner Donnie Hamlin**

*Department of Transportation*

**Sandra Collins - Grievance Committee Member**

*Department of Children and Families*

**Kay Tice - Grievance Committee Member**

*Department of Education*

**(Vacant)**

*Public Education*

**(Vacant)**

*Citizen Advocate*

**Cindy Morgan**

*Citizen Advocate - User*

**(Vacant)**

*Elderly Representative*

**Martha Humphries**

*Veteran Representative*

**Carlton Black - Vice-Chair**

*Persons with Disabilities Representative*

**(Vacant)**

*Community Action Agency Representative*

**Ricky Lyons**

*Department of Elder Affairs*

**(Vacant)**

*Children at Risk*

**(Vacant)**

*Agency for Health Care Administration-Medicaid*

**Alana McKay - Grievance Committee Member**

*North Florida Workforce Development Board*

**Sheryl Rehberg**

*Medical Community*

**Ginger Calhoun**

## Alternate Members

*Department of Transportation*

**Janell Damato**

*Department of Children and Families*

**(Vacant)**

*Department of Education*

**(Vacant)**

*Public Education*

**(Vacant)**

*Citizen Advocate*

**Rhoda Pate**

*Citizen Advocate - User*

**(Vacant)**

*Elderly Representative*

**(Vacant)**

*Veteran Representative*

**(Vacant)**

*Persons with Disabilities Representative*

**(Vacant)**

*Community Action Agency Representative*

**(Vacant)**

*Department of Elder Affairs*

**(Vacant)**

*Early Childhood Services*

**(Vacant)**

*Agency for Health Care Administration-Medicaid*

**Andrew Singer**

*North Florida Workforce Development Board*

**Cindy Heffernan**

*Medical Community*

**(Vacant)**



**LAFAYETTE COUNTY  
TRANSPORTATION DISADVANTAGED COORDINATING BOARD  
MEETING MINUTES**

Meeting Room  
Suwannee River Economic Council  
Mayo, Florida

Monday  
November 19, 2012  
1:00 p.m.

**VOTING MEMBERS PRESENT**

Commissioner Donnie Hamlin, Chairman  
Carlton Black, Veterans Representative  
Ginger Calhoun, Medical Community  
Alana McKay, AHCA Medicaid  
Sheryl Rehberg, North Florida Workforce Development Board

**VOTING MEMBERS ABSENT**

Sandra Collins, Florida Department of Transportation  
Ricky Lyons, Community Action Agency Representative  
Cindy Morgan, Citizen Advocate  
Kay Tice, Florida Department of Children and Families

**OTHERS PRESENT**

Matthew Pearson, Suwannee River Economic Council

**STAFF PRESENT**

Lynn Godfrey, North Central Florida Regional Planning Council

**I. BUSINESS MEETING CALL TO ORDER**

Chairman Hamlin called the meeting to order at 1:00 p.m.

**A. Pledge of Allegiance**

Chairman Hamlin led the Board in reciting the Pledge of Allegiance.

**B. Invocation**

Matthew Pearson gave the invocation.

**C. Introductions**

There were no introductions.

**D. Approval of the Meeting Agenda**

**ACTION:** Carlton Black moved to approve the meeting agenda. Sheryl Rehberg seconded; motion passed unanimously.

**E. Approval of the September 24, 2012 Meeting Minutes**

**ACTION:** Sheryl Rehberg moved to approve the March 26, 2012 meeting minutes. Carlton Black seconded; motion passed unanimously.

**II. NEW BUSINESS**

**A. Request for Proposals**

Ms. Lynn Godfrey, North Central Florida Regional Planning Council Senior Planner, stated that the Florida Commission for the Transportation Disadvantaged requires that the North Central Florida Regional Planning Council use a competitive request for proposals process to select Community Transportation Coordinators at the end of each contract period. She said the Planning Council will issue a request for proposals in January 2013. She said the Board will be given an opportunity to forward a recommendation concerning the designation of the Community Transportation Coordinator to the North Central Florida Regional Planning Council. She explained that the Florida Commission for the Transportation Disadvantaged will make the final designation.

The Board discussed the request for proposals process.

**B. Elect Vice-Chair**

Chairman Hamlin stated that Mr. W.C. McCray passed away on October 27, 2012. He said Mr. McCray served on the Board for many years and served several terms as Vice-Chairman.

Mr. Matthew Pearson, Suwannee River Economic Council Transportation Director, said that the North Central Florida Regional Planning Council and Commissioner Hamlin presented Mr. McCray with a Certificate of Appreciation for his service on the Board before he passed away. He said Mr. McCray appreciated receiving recognition for his service on the Board.

The Board members expressed their appreciation for Mr. McCray's service.

Commissioner Hamlin asked for volunteers to serve as Vice-Chair.

Mr. Carlton Black volunteered to serve as the Board's Vice-Chairman.

**ACTION: Sheryl Rehberg moved to elect Mr. Carlton Black as the Board's Vice-Chairman. Alana McKay seconded; motion passed unanimously.**

**C. Annual Operations Report**

Ms. Godfrey stated that Suwannee River Economic Council must submit an Annual Operations Report to the Florida Commission for the Transportation by September 15th of each year. She said Suwannee River Economic Council's 2010/2011 Annual Operations Report is included in the meeting packet for the Board's review.

Mr. Pearson stated that the mileage was incorrectly reported. He said he has corrected the mileage figure with the Florida Commission for the Transportation Disadvantaged.

**D. Operations Reports**

The Board reviewed the operations reports.

**III. OTHER BUSINESS**

**A. Comments**

**1. Members**

There were no member comments.

**2. Citizens**

There were no citizen comments.

**IV. FUTURE MEETING DATES**

Chairman Hamlin stated that the next Board meeting will be held Monday, March 25, 2013 at 1:00 p.m.

**ADJOURNMENT**

The meeting adjourned at 1:30 p.m.

\_\_\_\_\_  
Chairman

\_\_\_\_\_  
Date

t:\lynn\td12\lafayette\minutes\nov.doc



Serving  
Alachua • Bradford  
Columbia • Gilchrist • Gilchrist  
Hamilton • Lafayette • Madison  
Suwannee • Taylor • Union Counties

II.A.

2009 NW 67th Place, Gainesville, FL 32653-1603 • 352.955.2200

March 14, 2013

TO: Lafayette County Transportation Disadvantaged Board  
FROM: Lynn Godfrey, AICP, Senior Planner  
SUBJECT: Request for Proposals for Community Transportation Coordinator Designation

RECOMMENDATION:

**Recommend that the North Central Florida Regional Planning Council recommend Suwannee River Economic Council, Inc. to be designated as the Lafayette County Community Transportation Coordinator for a five-year period effective July 1, 2013.**

BACKGROUND:

The North Central Florida Regional Planning Council issued a request for proposals for Lafayette County Community Transportation Coordinator on January 3, 2013. In response to the request for proposals, one proposal was received from Suwannee River Economic Council, Inc.

At its December 6, 2012 meeting, the North Central Florida Regional Planning Council authorized the Executive Director to appoint a Technical Review Committee to review and score proposals for the Lafayette County Community Transportation Coordinator. The Technical Review Committee has reviewed Suwannee River Economic Council's proposal and determined that it is responsive to the request for proposals.

t:\lynn\rfp\laf2013\lcbrecmemo.docx





Serving  
Alachua • Bradford  
Columbia • Dixie • Gilchrist  
Hamilton • Lafayette • Madison  
Suwannee • Taylor • Union Counties

2009 NW 67th Place, Gainesville, FL 32653-1603 • 352.955.2200

March 14, 2013

TO: Lafayette County Transportation Disadvantaged Coordinating Board

FROM: Lynn Godfrey, AICP, Senior Planner

SUBJECT: Lafayette County Transportation Disadvantaged Service Plan Amendments

**STAFF RECOMMENDATION**

**Approve the Lafayette County Transportation Disadvantaged Service Plan amendments.**

**BACKGROUND**

The Lafayette County Transportation Disadvantaged Service Plan includes the rates charged for Transportation Disadvantaged Program sponsored service. Enclosed are Suwannee River Economic Council's proposed Fiscal Year 2013/14 rates. The Board needs to review and approve Suwannee River Economic Council's proposed rates.

In addition, the Federal Transit Administration requires that projects selected for funding under the Elderly Individuals and individuals with Disabilities, JARC, and New Freedom program must be derived from a Coordinated Public Transit-Human Services Transportation Plan. The Lafayette County Transportation Disadvantaged Service Plan serves as the Coordinated Public Services Transportation Plan for Lafayette County.

Enclosed are draft amendments to the Lafayette County Transportation Disadvantaged Service Plan that meet the Federal and State requirements. If you have any questions concerning this agenda item, please do not hesitate to contact me.

Attachment

t:\lynn\td12\lafayette\memos\tdspamendratesgrantapp.docx

1. The first part of the document is a letter from the President of the United States to the Congress, dated January 1, 1861. It is a very important document, as it sets out the President's policy for the new year. The President states that he is pleased to see the Congress assembled, and that he is confident that the country is in a good position to meet the challenges of the future. He also mentions the recent election of Abraham Lincoln as President, and expresses his confidence in the new administration.

2. The second part of the document is a report from the Secretary of the Treasury, dated January 1, 1861. It provides a detailed account of the financial state of the country at the beginning of the year. The report states that the country is in a sound financial position, with a strong and stable currency. It also mentions the recent increase in the national debt, and expresses confidence that the country will be able to manage the debt effectively.

3. The third part of the document is a report from the Secretary of the Interior, dated January 1, 1861. It provides a detailed account of the state of the country's natural resources, including land, minerals, and wildlife. The report states that the country's natural resources are abundant and well-managed, and that the government is committed to protecting them for the benefit of future generations.

4. The fourth part of the document is a report from the Secretary of the War, dated January 1, 1861. It provides a detailed account of the state of the country's military forces, including the Army, Navy, and Marine Corps. The report states that the country's military forces are well-trained and equipped, and that the government is committed to maintaining a strong and effective military.

5. The fifth part of the document is a report from the Secretary of the State, dated January 1, 1861. It provides a detailed account of the country's foreign relations, including its relations with other countries and its participation in international organizations. The report states that the country's foreign relations are strong and stable, and that the government is committed to maintaining a peaceful and cooperative international environment.

6. The sixth part of the document is a report from the Secretary of the Navy, dated January 1, 1861. It provides a detailed account of the state of the country's naval forces, including the Navy and the Marine Corps. The report states that the country's naval forces are well-trained and equipped, and that the government is committed to maintaining a strong and effective navy.

**TRANSPORTATION DISADVANTAGED TRUST FUND (TDTF)  
MEDICAID NON-EMERGENCY (NET)TRANSPORTATION PROGRAM**

**SERVICE RATES**

**COMMUNITY TRANSPORTATION COORDINATOR:** Suwannee River Economic Council, Inc.

**COUNTY:** Lafayette

**CONTRACT PERIOD:** July 1, 2012 - June 30, 2013

**PURCHASING AGENCY:** Florida Commission for the Transportation Disadvantaged

<b>PROGRAM/SERVICE TYPE</b>	<b>COST PER UNIT (Passenger Mile or Passenger Trip)</b>
TDTF ambulatory	\$1.59/passenger mile
TDTF wheelchair	\$2.72/passenger mile
TDTF stretcher	\$5.66/passenger mile
Medicaid NET ambulatory	\$2.08/passenger mile
Medicaid NET wheelchair	\$3.57/passenger mile
Medicaid NET stretcher	\$7.43/passenger mile

t:\lynn\tdsp12\lafayette\ratesheet.doc

**TRANSPORTATION DISADVANTAGED TRUST FUND (TDTF)  
MEDICAID NON-EMERGENCY (NET)TRANSPORTATION PROGRAM**

**SERVICE RATES**

**COMMUNITY TRANSPORTATION COORDINATOR:** Suwannee River Economic Council, Inc.

**COUNTY:** Lafayette

**CONTRACT PERIOD:** July 1, 2013 - June 30, 2014

**PURCHASING AGENCY:** Florida Commission for the Transportation Disadvantaged

<b>PROGRAM/SERVICE TYPE</b>	<b>COST PER UNIT (Passenger Mile or Passenger Trip)</b>
TDTF ambulatory	\$1.63/passenger mile
TDTF wheelchair	\$2.79/passenger mile
TDTF stretcher	\$5.82/passenger mile
Medicaid NET ambulatory	\$2.70/passenger mile
Medicaid NET wheelchair	\$4.63/passenger mile
Medicaid NET stretcher	\$9.65/passenger mile

t:\lynn\tdsp13\lafayette\ratesheet.doc

## Preliminary Information Worksheet

Version 1.4

**CTC Name:** Suwannee River Economic Council, Inc.

**County (Service Area):** Lafayette

**Contact Person:** Matt Pearson

**Phone #** 386-362-4115 ext 242

Check Applicable Characteristic:

**ORGANIZATIONAL TYPE:**

- ☐ Governmental
- ☒ Private Non-Profit
- ☐ Private For Profit

**NETWORK TYPE:**

- ☐ Fully Brokered
- ☒ Partially Brokered
- ☐ Sole Source

***Once completed, proceed to the Worksheet entitled  
"Comprehensive Budget"***

# Comprehensive Budget Worksheet

Version 1.4

CTC: Suwannee River Economic Council, Inc.  
County: Lafayette

1 Complete applicable GREEN cells in columns 2, 3, 4, and 7

	Prior Year's ACTUALS from July 1st of 2011 to June 30th of 2012	Current Year's APPROVED Budget, as amended from July 1st of 2012 to June 30th of 2013	Upcoming Year's PROPOSED Budget from July 1st of 2013 to June 30th of 2014	% Change from Prior Year to Current Year	Proposed % Change from Current Year to Upcoming Year	Confirm whether revenues are collected as a system subsidy VS a purchase of service at a unit price.  Explain Changes in Column 6 That Are > ± 10% and Also > ± \$50,000
1	2	3	4	5	6	7

## REVENUES (CTC/Operators ONLY / Do NOT include coordination contractors!)

### Local Non-Govt

Farebox	\$ 733	\$ 742	\$ 742	1.2%	0.0%
Medicaid Co-Pay Received					
Donations/ Contributions					
In-Kind, Contributed Services		\$ 6,600	\$ 6,600		0.0%
Other	\$ 12,292	\$ 51,244	\$ 34,106	316.9%	-33.4%
<b>Bus Pass Program Revenue</b>					

### Local Government

District School Board					
Compl. ADA Services					
County Cash					
County In-Kind, Contributed Services					
City Cash					
City In-kind, Contributed Services					
Other Cash					
Other In-Kind, Contributed Services					
<b>Bus Pass Program Revenue</b>					

### CTD

Non-Spons. Trip Program	\$ 110,628	\$ 119,640	\$ 126,946	8.1%	6.1%
Non-Spons. Capital Equipment					
Rural Capital Equipment		\$ 59,400	\$ 59,400		0.0%
Other TD (specify in explanation)					
<b>Bus Pass Program Revenue</b>					

### USDOT & FDOT

49 USC 5307					
49 USC 5310					
49 USC 5311 (Operating)	\$ 46,747	\$ 50,700	\$ 50,700	4.0%	0.0%
49 USC 5311(Capital)					
Block Grant					
Service Development					
Commuter Assistance					
Other DOT (specify in explanation)					
<b>Bus Pass Program Revenue</b>					

### AHCA

Medicaid	\$ 67,875	\$ 66,118	\$ 66,118	-2.6%	0.0%
Other AHCA (specify in explanation)					
<b>Bus Pass Program Revenue</b>					

### DCF

Alcohol, Drug & Mental Health					
Family Safety & Preservation					
Comm. Care Dis./Aging & Adult Serv					
Other DCF (specify in explanation)					
<b>Bus Pass Program Revenue</b>					

### DOH

Children Medical Services					
County Public Health					
Other DOH (specify in explanation)					
<b>Bus Pass Program Revenue</b>					

### DOE (state)

Carl Perkins					
Div of Blind Services					
Vocational Rehabilitation					
Day Care Programs					
Other DOE (specify in explanation)					
<b>Bus Pass Program Revenue</b>					

### AWI

WAGES/Workforce Board					
Other AWI (specify in explanation)					
<b>Bus Pass Program Revenue</b>					

### DOEA

Older Americans Act	\$ 3,808	\$ 2,980	\$ 2,000	-21.7%	-32.9%
Community Care for Elderly					
Other DOEA (specify in explanation)					
<b>Bus Pass Program Revenue</b>					

### DCA

Community Services					
Other DCA (specify in explanation)					
<b>Bus Pass Admin. Revenue</b>					

# Comprehensive Budget Worksheet

Version 1.4

CTC: Suwannee River Economic Council, Inc.  
County: Lafayette

1. Complete applicable **GREEN** cells in columns 2, 3, 4, and 7

	Prior Year's ACTUALS from July 1st of 2011 to June 30th of 2012	Current Year's APPROVED Budget, as amended from July 1st of 2012 to June 30th of 2013	Upcoming Year's PROPOSED Budget from July 1st of 2013 to June 30th of 2014	% Change from Prior Year to Current Year	Proposed % Change from Current Year to Upcoming Year	Confirm whether revenues are collected as a system subsidy VS a purchase of service at a unit price.  Explain Changes in Column 6 That Are > ± 10% and Also > ± \$50,000
1	2	3	4	5	6	7

## APD

Office of Disability Determination  
Developmental Services  
Other APD (specify in explanation)  
Bus Pass Program Revenue

## DJJ

(specify in explanation)  
Bus Pass Program Revenue

## Other Fed or State

XXX  
XXX  
XXX  
Bus Pass Program Revenue

## Other Revenues

Interest Earnings  
XXX  
XXX  
Bus Pass Program Revenue

## Balancing Revenue to Prevent Deficit

Actual or Planned Use of Cash Reserve

Balancing Revenue is Short By =

Total Revenues = \$244,083 \$357,424 \$346,612 46.4% -3.0%

## EXPENDITURES (CTC/Operators ONLY / Do NOT include Coordination Contractors!)

### Operating Expenditures

Labor	\$ 66,047	\$ 88,874	\$ 91,663	34.6%	3.1%
Fringe Benefits	\$ 37,818	\$ 44,066	\$ 48,450	16.5%	9.9%
Services	\$ 10,514	\$ 13,000	\$ 15,000	23.6%	15.4%
Materials and Supplies	\$ 24,600	\$ 49,400	\$ 49,400	42.8%	0.0%
Utilities	\$ 8,731	\$ 8,872	\$ 10,300	31.8%	16.1%
Casualty and Liability	\$ 9,073	\$ 12,971	\$ 14,000	43.0%	7.9%
Taxes	\$ 150	\$ 156	\$ 200	4.0%	28.2%

### Purchased Transportation:

Purchased Bus Pass Expenses					
School Bus Utilization Expenses					
Contracted Transportation Services	\$ 550	\$ 45,808	\$ 20,000	8228.9%	-56.3%
Other					
Miscellaneous	\$ 127	\$ 254	\$ 254	100.0%	0.0%
Operating Debt Service - Principal & Interest					
Leases and Rentals	\$ 7,220	\$ 9,130	\$ 11,452	26.3%	25.4%
Contrib. to Capital Equip. Replacement Fund					
In-Kind, Contributed Services	\$ -	\$ 6,600	\$ 6,600		0.0%
Allocated Indirect	\$ 12,292	\$ 12,292	\$ 13,293	0.0%	8.1%

### Capital Expenditures

Equip. Purchases with Grant Funds		\$ 66,000	\$ 66,000		0.0%
Equip. Purchases with Local Revenue					
Equip. Purchases with Rate Generated Rev.					
Capital Debt Service - Principal & Interest					

ACTUAL YEAR GAIN

Total Expenditures = \$185,131 \$357,424 \$346,612 93.1% -3.0%

See NOTES Below.

Once completed, proceed to the Worksheet entitled "Budgeted Rate Base"

ACTUAL year GAIN (program revenue) MUST be reinvested as a trip or system subsidy. Adjustments must be identified and explained in a following year, or applied as a Rate Base Adjustment to proposed year's rates on the next sheet.

# Budgeted Rate Base Worksheet

Version 1.4

CTC: Suwannee River Economic Council, Inc.

County: Lafayette

1. Complete applicable **GREEN** cells in column 3; **YELLOW** and **BLUE** cells are automatically completed in column 3
2. Complete applicable **GOLD** cells in column and 5

Upcoming Year's BUDGETED Revenues from July 1st of 2013 to June 30th of 2014	
1	2

What amount of the Budgeted Revenue in col. 2 will be generated at the rate per unit determined by this spreadsheet, OR used as local match for these type revenues?	Budgeted Rate Subsidy Revenue Excluded from the Rate Base	What amount of the Subsidy Revenue in col. 4 will come from funds to purchase equipment, OR will be used as match for the purchase of equipment?
3	4	5

## REVENUES (CTC/Operators ONLY)

### Local Non-Govt

Farebox	\$ 742
Medicaid Co-Pay Received	\$ -
Donations/ Contributions	\$ -
In-Kind, Contributed Services	\$ 6,600
Other	\$ 34,106
<b>Bus Pass Program Revenue</b>	<b>\$ -</b>

### Local Government

District School Board	\$ -
Compl. ADA Services	\$ -
County Cash	\$ -
County In-Kind, Contributed Services	\$ -
City Cash	\$ -
City In-Kind, Contributed Services	\$ -
Other Cash	\$ -
Other In-Kind, Contributed Services	\$ -
<b>Bus Pass Program Revenue</b>	<b>\$ -</b>

### CTD

Non-Sports Trip Program	\$ 126,946
Non-Sports Capital Equipment	\$ -
Rural Capital Equipment	\$ 59,400
Other TD	\$ -
<b>Bus Pass Program Revenue</b>	<b>\$ -</b>

### USDOT & FDOT

49 USC 5307	\$ -
49 USC 5310	\$ -
49 USC 5311 (Operating)	\$ 50,700
49 USC 5311 (Capital)	\$ -
Block Grant	\$ -
Service Development	\$ -
Commuter Assistance	\$ -
Other DOT	\$ -
<b>Bus Pass Program Revenue</b>	<b>\$ -</b>

### AHCA

Medicaid	\$ 66,116
Other AHCA	\$ -
<b>Bus Pass Program Revenue</b>	<b>\$ -</b>

### DCF

Alcohol, Drug & Mental Health	\$ -
Family Safety & Preservation	\$ -
Comm. Care Dis./Aging & Adult Serv.	\$ -
Other DCF	\$ -
<b>Bus Pass Program Revenue</b>	<b>\$ -</b>

### DOH

Children Medical Services	\$ -
County Public Health	\$ -
Other DOH	\$ -
<b>Bus Pass Program Revenue</b>	<b>\$ -</b>

### DOE (state)

Carl Perkins	\$ -
Div of Blind Services	\$ -
Vocational Rehabilitation	\$ -
Day Care Programs	\$ -
Other DOE	\$ -
<b>Bus Pass Program Revenue</b>	<b>\$ -</b>

### AWI

WAGES/Workforce Board	\$ -
AWI	\$ -
<b>Bus Pass Program Revenue</b>	<b>\$ -</b>

### DOEA

Older Americans Act	\$ 2,000
Community Care for Elderly	\$ -
Other DOEA	\$ -
<b>Bus Pass Program Revenue</b>	<b>\$ -</b>

### DCA

Community Services	\$ -
Other DCA	\$ -
<b>Bus Pass Program Revenue</b>	<b>\$ -</b>

\$ 742	
\$ -	
\$ -	
\$ 6,600	
\$ 34,106	\$ 20,000
\$ -	\$ -

\$ -	\$ -	
\$ -	\$ -	
\$ -	\$ -	
\$ -	\$ -	
\$ -	\$ -	
\$ -	\$ -	
\$ -	\$ -	
\$ -	\$ -	

\$ 126,946	\$ -	\$ -
\$ -	\$ -	\$ -
\$ -	\$ -	\$ -
\$ 59,400	\$ 59,400	\$ 59,400
\$ -	\$ -	\$ -
\$ -	\$ -	\$ -

\$ -	\$ -	
\$ -	\$ -	
\$ 50,700	\$ 50,700	
\$ -	\$ -	
\$ -	\$ -	
\$ -	\$ -	
\$ -	\$ -	
\$ -	\$ -	

\$ 66,116	\$ -	
\$ -	\$ -	
\$ -	\$ -	

\$ -	\$ -	
\$ -	\$ -	
\$ -	\$ -	
\$ -	\$ -	
\$ -	\$ -	

\$ -	\$ -	
\$ -	\$ -	
\$ -	\$ -	
\$ -	\$ -	

\$ -	\$ -	
\$ -	\$ -	
\$ -	\$ -	
\$ -	\$ -	
\$ -	\$ -	
\$ -	\$ -	

\$ -	\$ -	
\$ -	\$ -	
\$ -	\$ -	

\$ 2,000	\$ -	
\$ -	\$ -	
\$ -	\$ -	
\$ -	\$ -	

\$ -	\$ -	
\$ -	\$ -	
\$ -	\$ -	

YELLOW cells  
are **NEVER** Generated by Applying Authorized Rates

BLUE cells  
Should be funds generated by rates in this spreadsheet

GREEN cells  
**MAY BE** Revenue Generated by Applying  
Authorized Rate per Mile/Trip Charges

Fill in that portion of budgeted revenue in Column 2 that will be **GENERATED** through the application of authorized per mile, per trip, or combination per trip plus per mile rates. Also, include the amount of funds that are Earmarked as local match for Transportation Services and **NOT** Capital Equipment purchases.

If the Farebox Revenues are used as a source of Local Match Dollars, then identify the appropriate amount of Farebox Revenue that represents the portion of Local Match required on any state or federal grants. This does not mean that Farebox is the only source for Local Match.

Please review all Grant Applications and Agreements containing State and/or Federal funds for the proper Match Requirement levels and allowed sources.

GOLD cells

Fill in that portion of Budgeted Rate Subsidy Revenue in Column 4 that will come from Funds Earmarked by the Funding Source for Purchasing Capital Equipment. Also include the portion of Local Funds earmarked as Match related to the **Purchase of Capital Equipment** if a match amount is required by the Funding Source.

local match req.  
\$ 14,105  
\$ -  
\$ 6,600

**County:** Lafayette

1. Complete applicable **GREEN** cells in column 3; **YELLOW** and **BLUE** cells are automatically completed in column 3
2. Complete applicable **GOLD** cells in column and 5

	Upcoming Year's BUDGETED Revenue		What amount of the Budgeted Revenue in col. 2 will be generated at the rate per unit determined by this spreadsheet, OR used as local match for these type revenues?	Budgeted Rate Subsidy Revenue Excluded from the Rate Base		What amount of the Subsidy Revenue in col. 4 will come from funds to purchase equipment, OR will be used as match for the purchase of equipment?
	from July 1st of 2013 to June 30th of 2014					
	1	2	3	4		5
<b>APD</b>						
Office of Disability Determination	\$	-	\$	-		
Developmental Services	\$	-	\$	-		
Other APD	\$	-	\$	-		
<b>Bus Pass Program Revenue</b>	\$	-	\$	-		
<b>DJJ</b>						
DJJ	\$	-	\$	-		
<b>Bus Pass Program Revenue</b>	\$	-	\$	-		
<b>Other Fed or State</b>						
XXX	\$	-	\$	-		
XXX	\$	-	\$	-		
XXX	\$	-	\$	-		
<b>Bus Pass Program Revenue</b>	\$	-	\$	-		
<b>Other Revenues</b>						
Interest Earnings	\$	-	\$	-		
XXXX	\$	-	\$	-		
XXXX	\$	-	\$	-		
<b>Bus Pass Program Revenue</b>	\$	-	\$	-		
<b>Balancing Revenue to Prevent Deficit</b>						
Actual or Planned Use of Cash Reserve	\$	-	\$	-		
<b>Total Revenues =</b>	<b>\$</b>	<b>348,612</b>	<b>\$</b>	<b>209,170</b>	<b>\$</b>	<b>137,442</b>

<b>EXPENDITURES (CTC/Operators ONLY)</b>	
<b><u>Operating Expenditures</u></b>	
Labor	\$ 91,663
Fringe Benefits	\$ 48,450
Services	\$ 15,000
Materials and Supplies	\$ 49,400
Utilities	\$ 10,300
Casualty and Liability	\$ 14,000
Taxes	\$ 200
<b><u>Purchased Transportation:</u></b>	
Scheduled Bus Pass Expenses	\$ -
School Bus Utilization Expenses	\$ -
Contracted Transportation Services	\$ 20,000
Other	\$ -
Miscellaneous	\$ 254
Operating Debt Service - Principal & Interest	\$ -
Leases and Rentals	\$ 11,452
Contrib. to Capital Equip. Replacement Fund	\$ -
In-Kind, Contributed Services	\$ 6,600
Allocated Indirect	\$ 13,283
<b><u>Capital Expenditures</u></b>	
Equip. Purchases with Grant Funds	\$ 66,000
Equip. Purchases with Local Revenue	\$ -
Equip. Purchases with Rate Generated Rev.	\$ -
Capital Debt Service - Principal & Interest	\$ -
Total Expenditures = \$	346,612
minus EXCLUDED Subsidy Revenue = \$	137,442
Budgeted Total Expenditures INCLUDED In Rate Base = \$	209,170
Rate Base Adjustment <sup>1</sup> =	
Adjusted Expenditures Included In Rate Base = \$	209,170

\$ 78,042

Amount of  
Budgeted  
Operating Rate  
Subsidy Revenue

<sup>1</sup> Rate Base Adjustment Cell

If necessary and justified, this cell is where you could optionally adjust proposed service rates up or down to adjust for program revenue (or unapproved profit), or losses from the Actual period shown at the bottom of the Comprehensive Budget Sheet. This is not the only acceptable location or method of reconciling for excess gains or losses. If allowed by the respective funding sources, excess gains may also be adjusted by providing system support for the purchase of additional trips in a period following the Actual period. (Since such an adjustment has been made, provide notation in the respective explanation area of the Comprehensive Budget tab.

<sup>1</sup> The Difference between Expenses and Revenues for Fiscal Year.

2011 - 2012

**Once Completed, Proceed to the Worksheet entitled "Program-wide Rates"**

## Worksheet for Program-wide Rates

CTC: Suwannee River Et Version 1.4  
County: Lafayette

1. Complete Total Projected Passenger Miles and ONE-WAY Passenger Trips (GREEN cells) below

Do **NOT** include trips or miles related to Coordination Contractors!

Do **NOT** include School Board trips or miles UNLESS.....

**INCLUDE** all ONE-WAY passenger trips and passenger miles related to services you purchased from your transportation operators!

Do **NOT** include trips or miles for services provided to the general public/private pay UNLESS..

Do **NOT** include escort activity as passenger trips or passenger miles unless charged the full rate for service!

Do **NOT** include fixed route bus program trips or passenger miles!

### PROGRAM-WIDE RATES

Total Projected Passenger Miles = 116,000

Rate Per Passenger Mile = \$ 1.80

Total Projected Passenger Trips = 4,870

Rate Per Passenger Trip = \$ 42.95

Fiscal Year

2013 - 2014

Avg. Passenger Trip Length = 23.8 Miles

### Rates If No Revenue Funds Were Identified As Subsidy Funds

Rate Per Passenger Mile = \$ 2.99

Rate Per Passenger Trip = \$ 71.17

Once Completed, Proceed to the Worksheet entitled "Multiple Service Rates"

#### Vehicle Miles

The miles that a vehicle is scheduled to or actually travels from the time it pulls out from its garage to go into revenue service to the time it pulls in from revenue service.

#### Vehicle Revenue Miles (VRM)

The miles that vehicles are scheduled to or actually travel while in revenue service. Vehicle revenue miles exclude:

Deadhead  
Operator training, and  
Vehicle maintenance testing, as well as  
School bus and charter services.

#### Passenger Miles (PM)

The cumulative sum of the distances ridden by each passenger.

## Worksheet for Multiple Service Rates

1. Answer the questions by completing the GREEN cells starting in Section I for all services.
2. Follow the DARK RED prompts directing you to skip or go to certain questions and sections based on previous answers.

CTC: Suwannee River Version 1.4  
County: Lafayette

### SECTION I: Services Provided

1. Will the CTC be providing any of these Services to transportation disadvantaged passengers in the upcoming budget year?

Ambulatory	Wheelchair	Stretcher	Group
<input checked="" type="radio"/> Yes	<input checked="" type="radio"/> Yes	<input checked="" type="radio"/> Yes	<input type="radio"/> Yes
<input type="radio"/> No	<input type="radio"/> No	<input type="radio"/> No	<input checked="" type="radio"/> No
Go to Section II for Ambulatory Service	Go to Section II for Wheelchair Service	Go to Section II for Stretcher Service	STOP! Do NOT Complete Sections II - V for Group Service

### SECTION II: Contracted Services

1. Will the CTC be contracting out any of these Services TOTALLY in the upcoming budget year?

Ambulatory	Wheelchair	Stretcher	Group
<input type="radio"/> Yes	<input type="radio"/> Yes	<input checked="" type="radio"/> Yes	<input type="radio"/> Yes
<input checked="" type="radio"/> No	<input checked="" type="radio"/> No	<input type="radio"/> No	<input checked="" type="radio"/> No
Skip # 2, 3 & 4 and Go to Section III for Ambulatory Service	Skip # 2, 3 & 4 and Go to Section III for Wheelchair Service	Answer # 2 for Stretcher Service	Do Not Complete Section II for Group Service

2. If you answered YES to #1 above, do you want to arrive at the billing rate by simply dividing the proposed contract amount by the projected Passenger Miles / passenger trips?

Ambulatory	Wheelchair	Stretcher	Group
<input type="radio"/> Yes	<input type="radio"/> Yes	<input type="radio"/> Yes	<input type="radio"/> Yes
<input checked="" type="radio"/> No	<input checked="" type="radio"/> No	<input checked="" type="radio"/> No	<input checked="" type="radio"/> No

3. If you answered YES to #1 & #2 above, how much is the proposed contract amount for the service?  
How many of the total projected Passenger Miles relate to the contracted service?  
How many of the total projected passenger trips relate to the contracted service?

Ambulatory	Wheelchair	Stretcher	Group
Leave Blank	Leave Blank	Leave Blank	Do NOT Complete Section II for Group Service

Effective Rate for Contracted Services:  
per Passenger Mile =  
per Passenger Trip =

Ambulatory	Wheelchair	Stretcher	Group
Go to Section III for Ambulatory Service	Go to Section III for Wheelchair Service	Go to Section III for Stretcher Service	Do NOT Complete Section II for Group Service

4. If you answered # 3 & want a Combined Rate per Trip PLUS a per Mile add-on for 1 or more services, INPUT the Desired per Trip Rate (but must be less than per trip rate in #3 above)  
Rate per Passenger Mile for Balance =

Combination Trip and Mile Rate			
Leave Blank and Go to Section III for Ambulatory Service	Leave Blank and Go to Section III for Wheelchair Service	Leave Blank and Go to Section III for Stretcher Service	Do NOT Complete Section II for Group Service

## Worksheet for Multiple Service Rates

CTC: Suwannee River Version 1.4  
County: Lafayette

- Answer the questions by completing the GREEN cells starting in Section I for all services
- Follow the **DARK RED** prompts directing you to skip or go to certain questions and sections based on previous answers

### SECTION III: Escort Service

- Do you want to charge all escorts a fee? ☐ Yes ☒ No  
**Skip #2 - 4 and Section IV and Go to Section V**
- If you answered Yes to #1, do you want to charge the fee per passenger trip OR ☒ Pass Trip ☐ Pass Mile per passenger mile? **Leave Blank**
- If you answered Yes to #1 and completed #2, for how many of the projected Passenger Trips / Passenger Miles will a passenger be accompanied by an escort? **Leave Blank**
- How much will you charge each escort? **Leave Blank**

### SECTION IV: Group Service Loading

- If the message "**You Must Complete This Section**" appears to the right, what is the projected total number of Group Service Passenger Miles? (otherwise leave blank) **Do NOT Complete Section IV**
- And what is the projected total number of Group Vehicle Revenue Miles? **Loading Rate 0.00 to 1.00**

### SECTION V: Rate Calculations for Multiple Services:

- Input Projected Passenger Miles and Passenger Trips for each Service in the GREEN cells and the Rates for each Service will be calculated automatically
  - \* Miles and Trips you input must sum to the total for all Services entered on the "Program-wide Rates" Worksheet, MINUS miles and trips for contracted services IF the rates were calculated in the Section II above
  - \* Be sure to leave the service **BLANK** if you answered NO in Section I or YES to question #2 in Section II

RATES FOR FY: 2013 - 2014					
	Ambul	Wheel Chair	Stretcher	Group	
Projected Passenger Miles (excluding totally contracted services addressed in Section II) =	116,000	105,000	8,600	2,400	Leave Blank
Rate per Passenger Mile =	\$1.63	\$2.79	\$5.82	\$0.00	\$0.00
				per passenger	per group
Projected Passenger Trips (excluding totally contracted services addressed in Section II) =	4,870	4,300	500	70	Leave Blank
Rate per Passenger Trip =	\$38.68	\$66.32	\$138.16	\$0.00	\$0.00
				per passenger	per group
2 If you answered # 1 above and want a COMBINED Rate per Trip PLUS a per Mile add-on for 1 or more services...					
Combination Trip and Mile Rate					
	Ambul	Wheel Chair	Stretcher	Group	
INPUT the Desired Rate per Trip (but must be less than per trip rate above) =				Leave Blank	\$0.00
Rate per Passenger Mile for Balance =	\$1.63	\$2.79	\$5.82	\$0.00	\$0.00
				per passenger	per group

Rates if No Revenue Funds Were Identified As Subsidy Funds				
	Ambul	Wheel Chair	Stretcher	Group
Rate per Passenger Mile =	\$2.70	\$4.63	\$9.65	\$0.00
				per passenger
				per group
	Ambul	Wheel Chair	Stretcher	Group
Rate per Passenger Trip =	\$64.10	\$109.89	\$228.94	\$0.00
				per passenger
				per group
Program These Rates into Your Medicaid Encounter Data				

**Worksheet for Multiple Service Rates**

1. Answer the questions by completing the GREEN cells starting in Section I for all services
2. Follow the DARK RED prompts directing you to skip or go to certain questions and sections based on previous answers

CTC: Suwannee River Version 1.4  
County: Lafayette



## BARRIERS TO COORDINATION

- Lack of agency knowledge of Chapter 427, Florida Statutes and its requirements is a barrier to coordination. More education of the Transportation Disadvantaged Program and benefits of the coordinated transportation system is needed for agencies that provide transportation to their clients.
- Increasing Transportation Disadvantaged Program requirements is a potential barrier to coordination because increasing requirements add to the cost of transportation services. If transportation services can be purchased at a lesser cost outside of the coordinated system, agencies may choose to do so. The Florida Commission for the Transportation Disadvantaged can assist in addressing this barrier by not placing additional requirements on the Community Transportation Coordinator without providing additional funding.

## NEEDS ASSESSMENT

### U.S.C. Section 5310 Grant Program

PROJECT	PROJECT YEAR	LOCATION	ESTIMATED COST	FUNDING SOURCE
Purchase vehicle to provide transportation services to transportation disadvantaged residents.	2012/13	Lafayette County	\$56,00 Federal \$7,000 State \$7,000 Local	U.S.C. Section 5310 Florida Department of Transportation Suwannee River Economic Council

### U.S.C. Section 5311 Grant Program

PROJECT	PROJECT YEAR	LOCATION	ESTIMATED COST	FUNDING SOURCE
<u>Provide transportation services to the transportation disadvantaged.</u>	<u>2013/14</u>	<u>Lafayette County</u>	<u>\$100,000 Federal/State</u> <u>\$100,000 Local</u>	<u>U.S.C. Section 5311/FDOT</u> <u>Suwannee River Economic Council</u>

*Suwannee River Economic Council, Inc.*  
*Post Office Box 70*  
*Live Oak, Florida 32064*

**LAFAYETTE COUNTY**

**5311 OPERATING ASSISTANCE  
APPLICATION**

**REQUIRED**  
**COVER LETTER**

**STATE OF FLORIDA DEPARTMENT OF TRANSPORTATION**  
**GRANT APPLICATION**

Suwannee River Economic Council, Inc. submits this Application for the Section 5311 Program Grant and agrees to comply with all assurances and exhibits attached hereto and by this reference made a part thereof, as itemized in the Checklist for Application Completeness.

Suwannee River Economic Council, Inc. further agrees, to the extent provided by law (in case of a government agency in accordance with Sections 129.07 and 768.28, Florida Statutes) to indemnify, defend and hold harmless the Department and all of its officers, agents and employees from any claim, loss, damage, cost, charge, or expense out of the non-compliance by the Agency, its officers, agents or employees, with any of the assurances stated in this Application.

This Application is submitted on this 4th day of January, 2013 with two (2) original resolutions or certified copies of the original resolution authorizing Frances L. Terry, Executive Director to sign this Application.

Suwannee River Economic Council, Inc.

By  Date 1-14-13

Title Executive Director

**RESOLUTION NUMBER: 120312 - Lafayette County**

**THIS RESOLUTION** of the Suwannee River Economic Council, Inc. (hereinafter the "Applicant") authorizes the below named designee on behalf of the Applicant, to sign and submit grant application(s) required supporting documents, certifications and assurances to the Florida Department of Transportation, to accept grant award(s) from and to execute and administer related joint participation agreement(s) with the Florida Department of Transportation, and to purchase vehicles and/or equipment and/or expend grant funds pursuant to grant award(s).

**WHEREAS**, the Applicant desires to and has the fiscal and managerial capability, matching funds and legal authority to apply for and accept grants and make purchases and/or expend funds pursuant to grant awards made by the Florida Department of Transportation as authorized by Chapter 341, Florida Statutes and/or by the Federal Transit Administration Act of 1964, as amended, including but not limited to 49 U.S.C Sections 5310 and 5311, where applicable.

**NOW, THEREFORE BE IT RESOLVED BY THE APPLICANT:**

1. The above recitals are true and correct and are incorporated herein as if fully set forth in the body of this Resolution.
2. This resolution applies to Federal Program(s) under 49 U.S.C. Section(s) Section 5311.
3. The submission of grant application(s) required supporting documents, certifications and assurances to the Florida Department of Transportation is approved.
4. Frances Terry, Executive Director or his/her duly appointed successor in title is hereby designated and authorized to on behalf of the Applicant, sign and submit application(s) and all required supporting documents, give all required certifications and assurances, accept grant award(s) from and execute and administer related joint participation agreement(s) with the Florida Department of Transportation, purchase vehicles/equipment and/or expend grant funds pursuant to a grant award, unless and until this authorization is specifically rescinded and written notice thereof is sent by certified mail, return receipt requested, to and received by the Florida Department of Transportation at the following address:  
**Attention: Phil Worth, District Modal Development Administrator, 2198 Edison Avenue, MS 2813, Jacksonville, FL 32204.**
5. N/A is also hereby designated and authorized to sign requests for Joint Participation Agreement Time Extensions as my be required.


The foregoing resolution was **DULY PASSED, ADOPTED AND** became **EFFECTIVE** at a duly called and convened meeting of the Applicant held on the 3rd day of December, 2012.

By:

  
(Original Signature, Chairman of the Board)

E. W. Hodges, Jr., President

**ATTEST:**

  
(Original Signature, Clerk/Secretary) (Stamp corporate seal here :)

Oleatha Harris, Secretary

**Forms B-1 and B-2:  
OPERATING AND  
ADMINISTRATIVE  
EXPENSE & REVENUES;  
GRANT REQUEST**

**PART B**

**APPLIES TO ALL APPLICANTS FOR OPERATING ASSISTANCE**

**FORM B-1**

**TRANSPORTATION-RELATED OPERATING and ADMINISTRATIVE EXPENSES**

**Name of Applicant:** Suwannee River Economic Council, Inc.

**State Fiscal period requesting funding for, from** 10/01/2013 **to** 9/30/2014

EXPENSE CATEGORY	TOTAL EXPENSE	FTA ELIGIBLE EXPENSE
Labor (501)	\$76,200.00	\$76,200.00
Fringe and Benefits (502)	41,818.00	41,818.00
Services (503)	11,200.00	11,200.00
Materials and Supplies (504)	29,405.00	29,405.00
Vehicle Maintenance (504.01)	24,240.00	24,240.00
Utilities (505)	7,145.00	7,145.00
Insurance (506)	9,400.00	9,400.00
Licenses and Taxes (507)	160.00	160.00
Purchased Transit Service (508)	3,617.00	3,617.00
Miscellaneous (509)	230.00	230.00
Leases and Rentals (512)	7,800.00	7,800.00
Depreciation (513)	0.00	0.00
<b>TOTAL</b>	<b>\$211,215.00</b>	<b>\$211,215.00 (a)</b>

**SECTION 5311 GRANT REQUEST**

Total FTA Eligible Expenses (from Form B-1, above) \$ 211,215.00 (a)

Rural Passenger Fares (from Form B-2) \$ 619.00 (b)

Operating Deficit \$ 210,596.00 (c)  
[FTA Eligible Expenses (a) minus Rural Passenger Fares (b)]

Section 5311 Request \$ 100,000.00 (d)  
(No more than 50% of Operating Deficit)

Grant Total All Revenues (from Form B-2) \$ 211,215.00 \*(e)

**Note: If Grand Total Revenues (e) exceeds FTA Eligible Expenses (a), reduce the Section 5311 Request (d) by that amount.**

# PART B

## APPLIES TO ALL APPLICANTS FOR OPERATING ASSISTANCE

### FORM B-2

#### TRANSPORTATION-RELATED OPERATING and ADMINISTRATIVE REVENUES

Name of Applicant: Suwannee River Economic Council, Inc

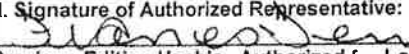
State Fiscal period requesting funding for, from 10/01/2013 to 9/30/2014

OPERATING REVENUE CATEGORY	TOTAL REVENUE	REVENUE USED AS FTA MATCH
Passenger Fares for Transit Service (401)	<b>Total= \$</b> <b>Rural =\$ 619.00 (b)</b>	
Special Transit Fares (402)		
School Bus Service Revenues (403)		
Freight Tariffs (404)		
Charter Service Revenues (405)		
Auxiliary Transportation Revenues (406)		
Non-transportation Revenues (407)		
<b>Total Operating Revenue</b>	<b>\$619.00</b>	<b>\$</b>
<b>OTHER REVENUE CATEGORY</b>		
Taxes Levied directly by the Transit System (408)		
Local Cash Grants and Reimbursements (409)		
Local Special Fare Assistance (410)		
State Cash Grants and Reimbursements (411)	<b>\$119,640.00</b>	
State Special Fare Assistance (412)	<b>\$90,956.00</b>	
Federal Cash Grants and Reimbursements (413)		
Interest Income (414)		
Contributed Services (430)		
Contributed Cash (431)		
Subsidy from Other Sectors of Operations (440)		
<b>Total of Other Revenue</b>	<b>\$210,596.00</b>	<b>\$</b>
<b>GRAND TOTAL ALL REVENUE</b>	<b>\$211,215.00</b>	<b>\$ (e)</b>

**APPLICATION FOR  
FEDERAL ASSISTANCE  
(FORM 424)**

## APPLICATION FOR FEDERAL ASSISTANCE

Version 7/03

<b>1. TYPE OF SUBMISSION:</b>			<b>Pre-application – place an x in the box</b>		
Application – place an x in the box			<input type="checkbox"/> construction		
<input type="checkbox"/> construction			<input type="checkbox"/> non-construction		
<input checked="" type="checkbox"/> non-construction			<input type="checkbox"/> non-construction		
<b>2. DATE SUBMITTED 01/04/2013</b>			<b>Applicant Identifier</b>		
<b>3. DATE RECEIVED BY STATE</b>			<b>State Application Identifier</b>		
<b>4. DATE RECEIVED BY FEDERAL AGENCY</b>			<b>Federal Identifier</b>		
<b>5. APPLICANT INFORMATION</b>					
<b>Legal Name:</b> Suwannee River Economic Council, Inc.			<b>Organizational Unit:</b>		
			<b>Department:</b> Administration		
<b>Organizational DUNS:</b> 040207904			<b>Division:</b>		
<b>Address:</b> PO Box 70, Live Oak FL 32064			<b>Name and telephone number of person to be contacted on matters involving this application (give area code)</b>		
<b>Street:</b> 1171 Nobles Ferry Road			<b>Prefix:</b> Ms. <b>First Name:</b> Frances		
<b>City:</b> Live Oak			<b>Middle Name:</b> L.		
<b>County:</b> Suwannee			<b>Last Name:</b> Terry		
<b>State:</b> FL <b>Zip Code:</b> 32064			<b>Suffix:</b>		
<b>Country:</b> USA			<b>Email:</b> francessterry@suwanneec.net		
<b>6. EMPLOYER IDENTIFICATION NUMBER (EIN):</b> (Replace these boxes with numerals) <b>59-1101989</b>			<b>Phone Number (give area code)</b> 386-362-4115		
			<b>Fax Number (give area code)</b> 386-362-4078		
<b>8. TYPE OF APPLICATION:</b> <input type="checkbox"/> New <input checked="" type="checkbox"/> Continuation <input type="checkbox"/> Revision If Revision, enter appropriate letter(s) in box(es) <input type="checkbox"/> <input type="checkbox"/> (See back of form for description of letters.) Other (specify)			<b>7. TYPE OF APPLICANT:</b> (See back of form for Application Types)  Other (specify) Non-Profit		
<b>10. CATALOG OF FEDERAL DOMESTIC ASSISTANCE NUMBER:</b> (Replace these boxes with numerals) <b>TITLE (Name of Program): 20-509</b>			<b>9. NAME OF FEDERAL AGENCY:</b> Federal Transit Administration		
<b>12. AREAS AFFECTED BY PROJECT (Cities, Counties, States, etc.):</b> Lafayette County, Florida			<b>11. DESCRIPTIVE TITLE OF APPLICANT'S PROJECT:</b> Provide transportation services for the transportation disadvantaged		
<b>13. PROPOSED PROJECT</b>			<b>14. CONGRESSIONAL DISTRICTS OF:</b>		
<b>Start Date:</b> 10/01/2013		<b>Ending Date:</b> 09/30/2014	<b>a. Applicant</b> Third		<b>b. Project</b> Third
<b>15. ESTIMATED FUNDING:</b>			<b>16. IS APPLICATION SUBJECT TO REVIEW BY STATE EXECUTIVE ORDER 12372 PROCESS?</b>		
<b>a. Federal</b>	\$ 100,000	00	<b>a. Yes. X THIS PREAPPLICATION /APPLICATION WAS MADE AVAILABLE TO THE STATE EXECUTIVE ORDER 12372 PROCESS FOR REVIEW ON:</b>		
<b>b. Applicant</b>	\$	00	<b>DATE:</b> 01/04/2013		
<b>c. State</b>	\$	00	<b>b. No. <input type="checkbox"/> PROGRAM IS NOT COVERED BY E. O. 12372.</b>		
<b>d. Local</b>	\$ 100,000	00	<input type="checkbox"/> PROGRAM HAS NOT BEEN SELECTED BY STATE FOR REVIEW		
<b>e. Other</b>	\$	00	<b>17. IS THE APPLICANT DELINQUENT ON ANY FEDERAL DEBT? No</b>		
<b>f. Program Income</b>	\$	00	<input type="checkbox"/> Yes. If "Yes" attach an explanation. <input checked="" type="checkbox"/> No		
<b>g. TOTAL</b>	\$ 200,000	00			
<b>18. TO THE BEST OF MY KNOWLEDGE AND BELIEF, ALL DATA IN THIS APPLICATION/PREAPPLICATION ARE TRUE AND CORRECT. THE DOCUMENT HAS BEEN DULY AUTHORIZED BY THE GOVERNING BODY OF THE APPLICANT AND THE APPLICANT WILL COMPLY WITH THE ATTACHED ASSURANCES IF THE ASSISTANCE IS AWARDED.</b>					
<b>a. Authorized Representative</b>					
<b>Prefix:</b> Ms.		<b>First Name:</b> Frances		<b>Middle Name:</b> L.	
<b>Last Name:</b> Terry				<b>Suffix:</b>	
<b>b. Title:</b> Executive Director		<b>c. Telephone Number (give area code)</b> 386-362-4115			
<b>d. Signature of Authorized Representative:</b> 		<b>e. Date Signed:</b> 01/04/2013			

Previous Edition Usable. Authorized for Local Reproduction. Standard Form 424 (Rev.9-2003); Prescribed by OMB Circular A-102

## **EXHIBIT A-1: FACT SHEET**

## All Applicants

### EXHIBIT A-1 FACT SHEET

	CURRENTLY	IF GRANT IS AWARDED *
1. Number of one-way passenger trips.* PER YEAR	3,593	3,593
2. Number of individuals served unduplicated (first ride per rider per fiscal year). PER YEAR	281	281
3. Number of vehicles used for this service. ACTUAL	6	6
4. Number of ambulatory seats. AVERAGE PER VEHICLE (Total ambulatory seats divided by total number of fleet vehicles)	8	8
5. Number of wheelchair positions. AVERAGE PER VEHICLE (Total wheelchair positions divided by total number of fleet vehicles)	2	2
6. Vehicle Miles traveled. PER YEAR	75,420	75,420
7. Average vehicle miles PER DAY	207	207
8. Normal vehicle hours in operation. PER DAY	12	12
9. Normal number of days in operation. PER WEEK	5	5
10. Trip length (roundtrip). AVERAGE	21	21

\* One way passenger trip is the unit of service provided each time a passenger enters the vehicle, is transported, then exits the vehicle. Each different destination would constitute a passenger trip

**EXHIBIT A:  
CURRENT SYSTEM  
DESCRIPTION**

## Exhibit A

Suwannee River Economic Council, Inc. is a non profit organization chartered in 1964 whose purpose is to provide services to low income and elderly citizens to alleviate poverty. SREC, Inc. currently is the state designated transportation provider in four rural North Florida counties including Dixie, Bradford, Gilchrist, and Lafayette County. A voluntary Board of Directors governs SREC, Inc. The Board employs an Executive Director, who has normal CEO responsibilities with the agency and the many programs it administers. SREC, Inc. has four program directors providing direct supervision of the ongoing programs, including transportation. The Director of Transportation is Matt Pearson. He is responsible for management, training and administration of the Transportation program. Currently, SREC, Inc. has approximately twenty transportation employees on staff to help in this endeavor.

As the Community Transportation Coordinator for four rural counties in North Florida, SREC, Inc. operates partial brokerages with all trips provided by SREC, Inc. including stretcher services, which was added in October, 2010. SREC, Inc. provides mainly demand response services. SREC, Inc. requires twenty four hour notice for trip request.

Lafayette County is an extremely rural community. There are minimal medical facilities available to the residents. Only a local Health Department and one General Medical office is open daily for services. There also is no kidney dialysis location in Lafayette County. Therefore, the vast majority of medical appointments are made in Gainesville where facilities are more prevalent. It is over 70 miles to Gainesville where these appointments are necessary. Local dialysis is performed in Live Oak, which is 25 miles from Lafayette County.

Currently, in Lafayette County, SREC, Inc. uses one dispatcher/scheduler and averages five drivers using five vans for daily services. SREC, Inc. anticipates providing 3,593 trips in the upcoming year. Trip purposes include medical, nutritional, shopping, and employment. A planned trip schedule for out of County trips is in place to allow for increased ridership on long trips. Currently, the schedule allows for two trips to Gainesville and Lake City on Tuesdays and Thursdays. Trips to Live Oak are scheduled on Mondays, Wednesdays and Fridays. Trips to Perry and Tallahassee are scheduled for Wednesdays. Local trips are performed daily in and around Lafayette County.

SREC, Inc. has maintained excellent safety and training records and continues to provide safe, efficient, cost effective services for the residents of Lafayette County, Florida who need transportation services. In fact, SREC, Inc. has recently gone through the process of updating all of its safety records including the newly updated SSPP.

**EXHIBIT B**  
**PROPOSED PROJECT DESCRIPTION**

## Exhibit B

The requested 5311 funding should help maintain the existing levels of service currently being provided by continuing to offset the cost of services by providing necessary operating funding assistance. Due to the rural nature of Lafayette County, trip lengths are increased due to minimal medical facilities, therefore, increasing cost. However, with local Governments providing limited local resources and the continued reductions in the State Medicaid allocation as well as reductions in the Transportation Disadvantaged Trust Funds, the 5311 program funding funds fill the gap and allow for transportation services to be provided in rural areas like Lafayette County. Therefore, the requested 5311 funding helps offset the cost of the entire transportation system and allows for continued transportation services to be provided to those in need in Lafayette County.

Suwannee River Economic Council, Inc. is a private non profit agency. The project will be in Lafayette County. Employees are not represented by a Union.





III.6.

Serving  
Alachua • Bradford  
Columbia • Dixie • Gilchrist  
Hamilton • Lafayette • Madison  
Suwannee • Taylor • Union Counties

---

2009 NW 67th Place, Gainesville, FL 32653-1603 • 352.955.2200

March 14, 2013

TO: Lafayette County Transportation Disadvantaged Board  
FROM: Lynn Godfrey, AICP, Senior Planner  
SUBJECT: Operations Reports

**STAFF RECOMMENDATION**

**No action required. This agenda item is for information only.**

**BACKGROUND**

Attached are the following reports for the Board's review:

1. Suwannee River Economic Council's Operations Report October - December 2012;
2. Fiscal Year 2012/13 Transportation Disadvantaged Trust Fund Status Report;
3. Medicaid Non-Emergency Transportation Program Encounter Data Report July 2012-January 2013;
4. Suwannee River Economic Council Complaint/Commendation Report for October - December 2012; and
5. Florida Commission for the Transportation Disadvantaged Medicaid and Transportation Disadvantaged Program Helpline Reports for December 2012 and January 2013.

If you have any questions regarding the attached information, please contact me.

Attachment

t:\lynn\td13\lafayette\memos\statmarch.docx

Dedicated to improving the quality of life of the Region's citizens,  
by coordinating growth management, protecting regional resources,  
promoting economic development and providing technical services to local governments.



**QUARTERLY OPERATING REPORT  
SUWANNEE RIVER ECONOMIC COUNCIL, INC.  
LAFAYETTE COUNTY  
OCTOBER 2012 - DECEMBER 2012**

OPERATING DATA	SREC	DIXIE COUNTY EMS	TOTAL	10/1/11 - 12/31/12
<b>NUMBER OF INVOICED TRIPS</b>	1,023	0	1,023	896
Medicaid	313		313	151
TD Trust Fund	533		533	610
S.R.E.C. - Title III-B Meal Site	177		177	135
<b>TOTAL VEHICLE MILES</b>	14,130		14,130	12,655
<b>TOTAL REVENUE VEHICLE MILES</b>	11,966		11,966	10,985
<b>TOTAL VEHICLE HOURS</b>	622		622	545
<b>TOTAL DOLLARS INVOICED</b>	\$51,863.46	\$0.00	\$51,863.46	\$49,782.10
Medicaid	\$28,274.54		\$28,274.54	\$18,470.44
TD Trust Fund	\$22,172.92		\$22,172.92	\$30,231.66
S.R.E.C. - Title III-B Meal Site	\$1,416.00		\$1,416.00	\$1,080.00
<b>AVERAGE COST PER TRIP</b>	\$50.70	#DIV/0!	\$50.70	\$55.56
Medicaid	\$90.33	#DIV/0!	\$90.33	\$122.32
TD Trust Fund	\$41.60	#DIV/0!	\$41.60	\$49.56
S.R.E.C. - Title III-B Meal Site	\$0.29	#DIV/0!	\$0.29	\$0.41
<b>AVERAGE COST PER VEHICLE MILE</b>	\$3.67	#DIV/0!	\$3.67	\$3.93
<b>AVERAGE COST PER REVENUE VEHICLE MILE</b>	\$4.33	#DIV/0!	\$4.33	\$4.53
<b>AVERAGE COST PER VEHICLE HOUR</b>	\$83.38	#DIV/0!	\$83.38	\$91.34
<b>TRIP PURPOSE*</b>				
Medical	846		846	761
Employment	0		0	0
Education/Training	0		0	0
Shopping	0		0	0
Meal Site	177		177	135
Recreation	0		0	0
Other	0		0	0
<b>NUMBER OF TRIPS DENIED</b>	0			
<b>NUMBER OF SINGLE PASSENGER TRIPS PROVIDED</b>	81		81	63
<b>PERCENT OF SINGLE PASSENGER TRIPS</b>	8%	#DIV/0!	8%	7%
<b>NUMBER OF ACCIDENTS</b>	0		0	0
<b>NUMBER OF VEHICLES</b>	5	2	7	7
<b>AVERAGE TRIPS PER VEHICLE</b>	205	0	146	128
<b>AVERAGE MILES PER TRIP</b>	14	#DIV/0!	14	14
<b>NUMBER OF ROADCALLS</b>	2		2	0
<b>MILES BETWEEN ROADCALLS</b>	7,065		7,065	12,655

Source: Suwannee River Economic Council

**CTC: Suwannee River Economic Council**

**Rates Charged to TD Trust Fund:**

**Ambulatory: \$1.59 per passenger mile**

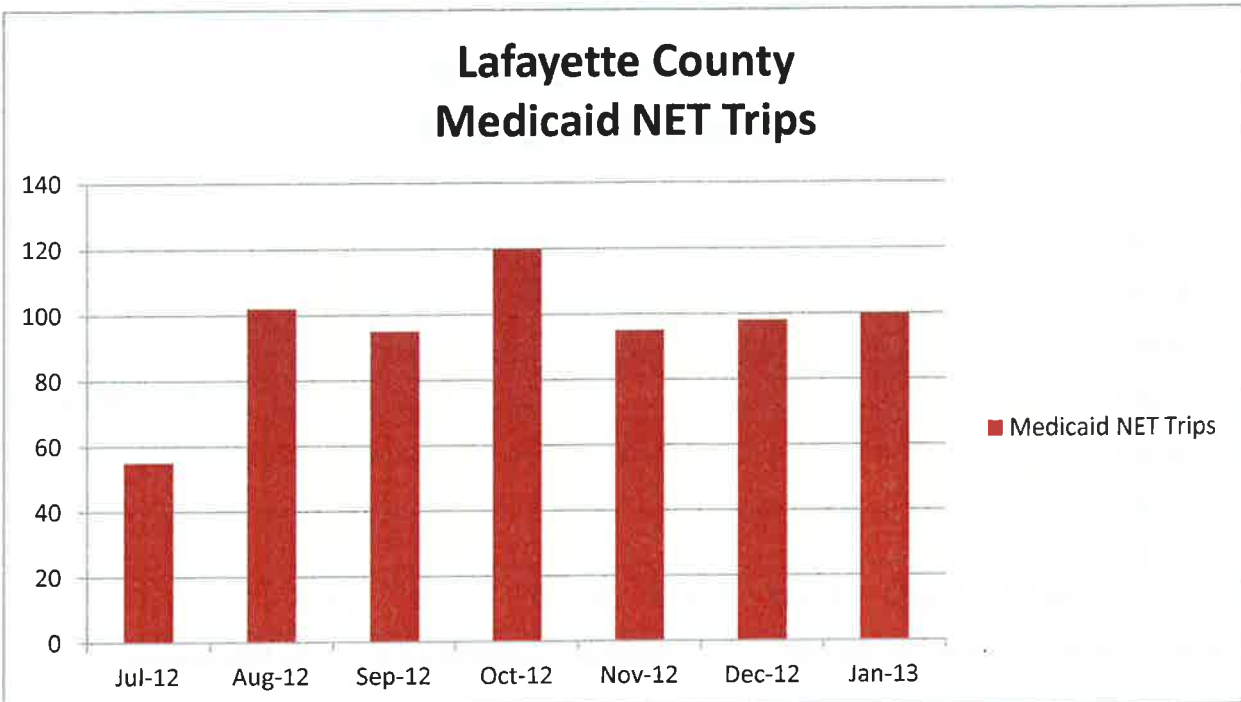
**Wheelchair: \$2.72 per passenger mile**

**Stretcher: \$5.66 per passenger mile**

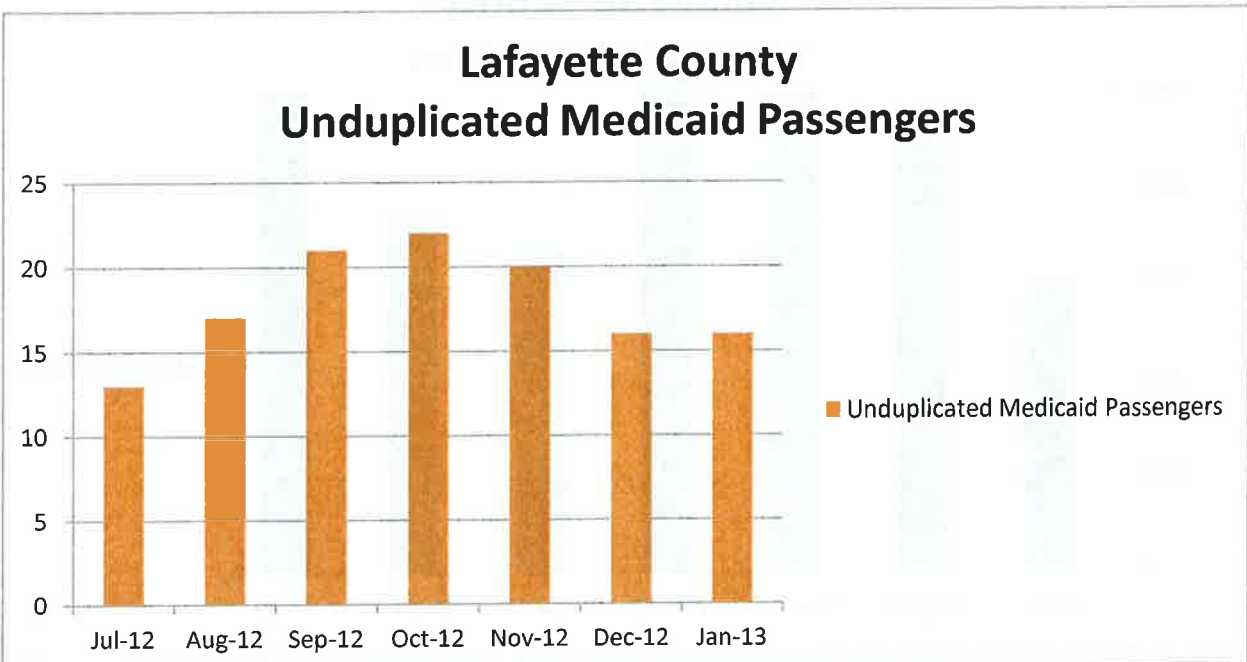
### 2012-2013 TD TRUST FUND SUMMARY LAFAYETTE COUNTY

MONTH/YEAR	TOTAL GRANT AMOUNT	TOTAL DOLLARS SPENT	TOTAL AMOUNT REMAINING	TRIPS PROVIDED	COST PER TRIP
July 2012	\$119,640.00	\$9,968.65	\$109,671.35	178	\$56.00
August 2012	-	\$9,969.83	\$99,701.52	193	\$51.66
September 2012	-	\$9,082.41	\$90,619.11	145	\$62.64
October 2012	-	\$5,609.52	\$85,009.59	159	\$35.28
November 2012	-	\$5,404.75	\$79,604.84	140	\$38.61
December 2012	-	\$8,941.36	\$70,663.48	234	\$38.21
January 2013	-		\$70,663.48		#DIV/0!
February 2013	-		\$70,663.48		#DIV/0!
March 2013	-		\$70,663.48		#DIV/0!
April 2013	-		\$70,663.48		#DIV/0!
May 2013	-		\$70,663.48		#DIV/0!
June 2013	-		\$70,663.48		#DIV/0!
<b>TOTAL</b>	-	<b>\$48,976.52</b>	-	<b>1,049</b>	<b>\$46.69</b>

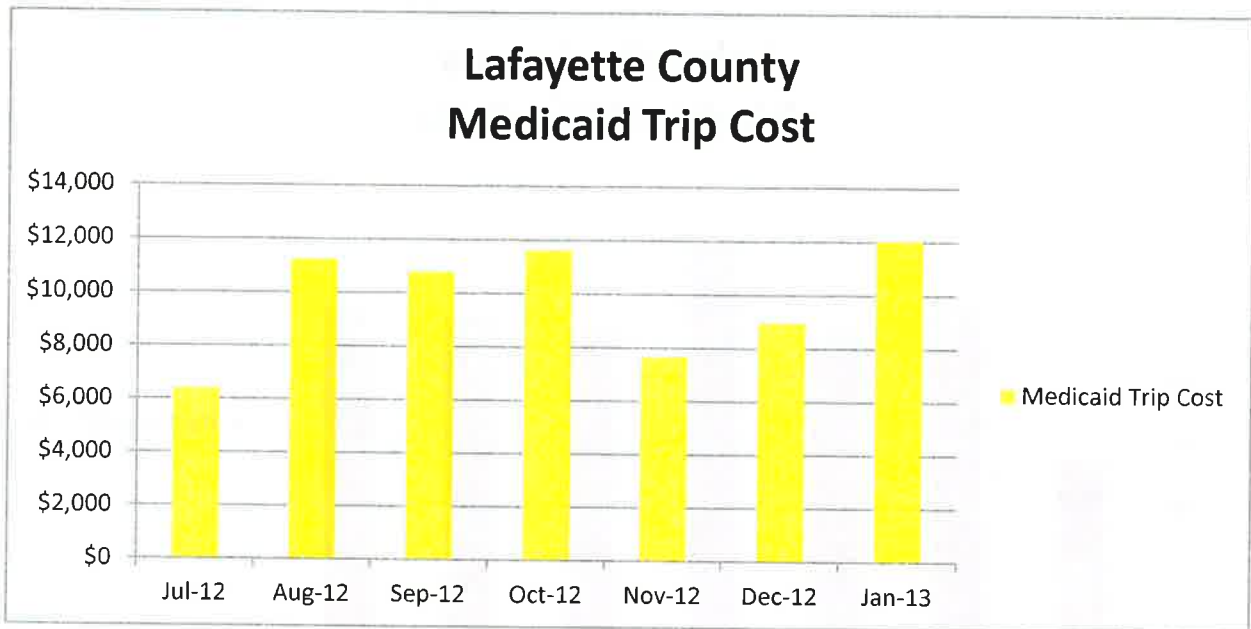
Source: Suwannee River Economic Council



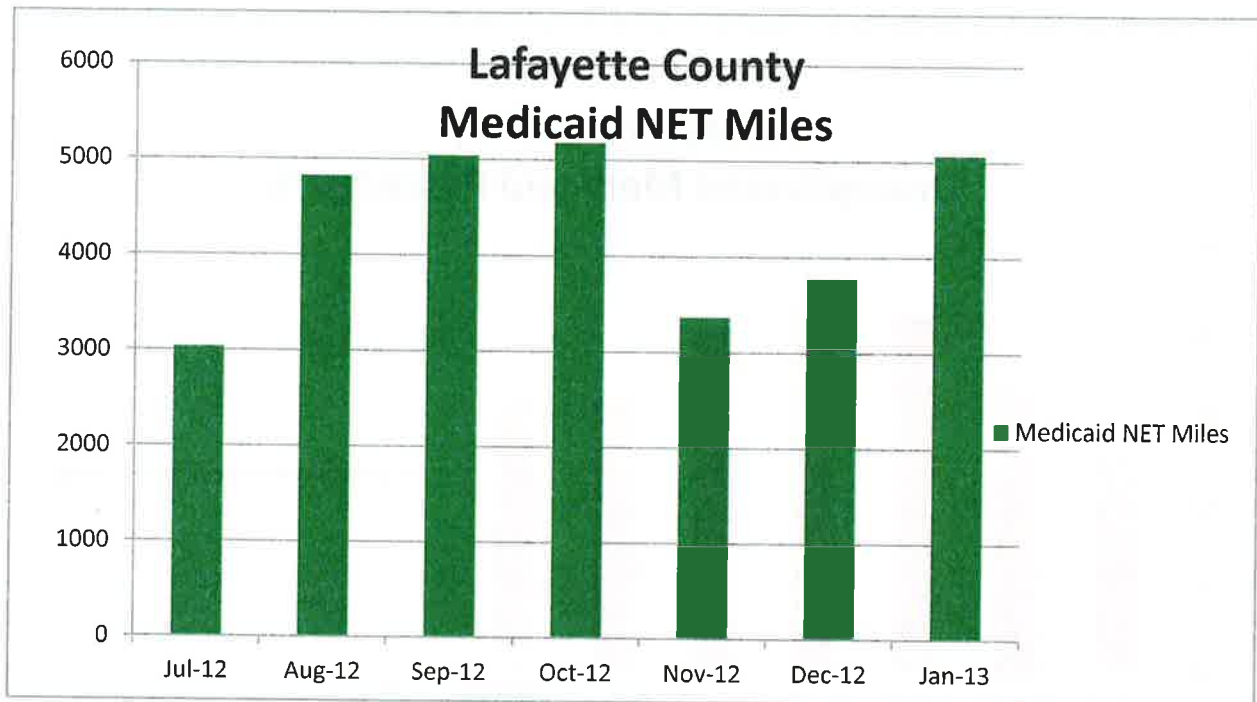
Source: Florida Commission for the Transportation Disadvantaged Medicaid Encounter Data Reports



Source: Florida Commission for the Transportation Disadvantaged Medicaid Encounter Data Reports

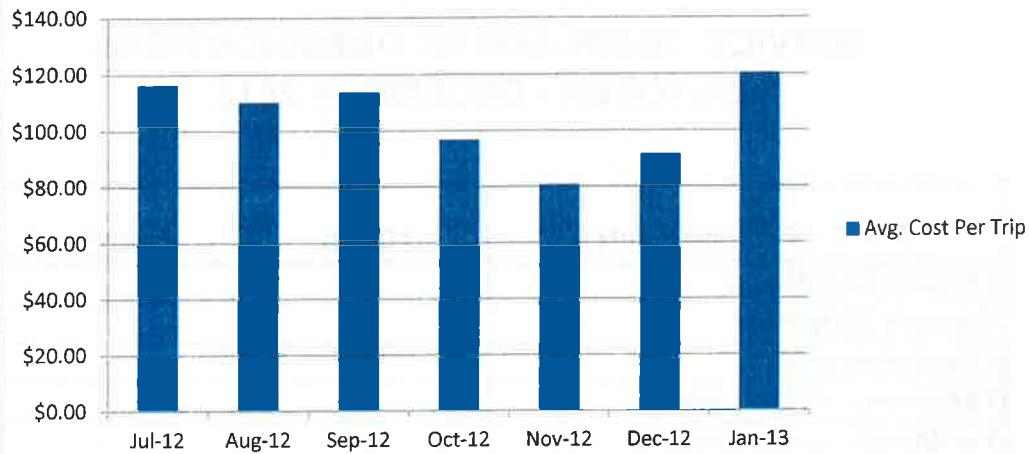


Source: Florida Commission for the Transportation Disadvantaged Medicaid Encounter Data Reports



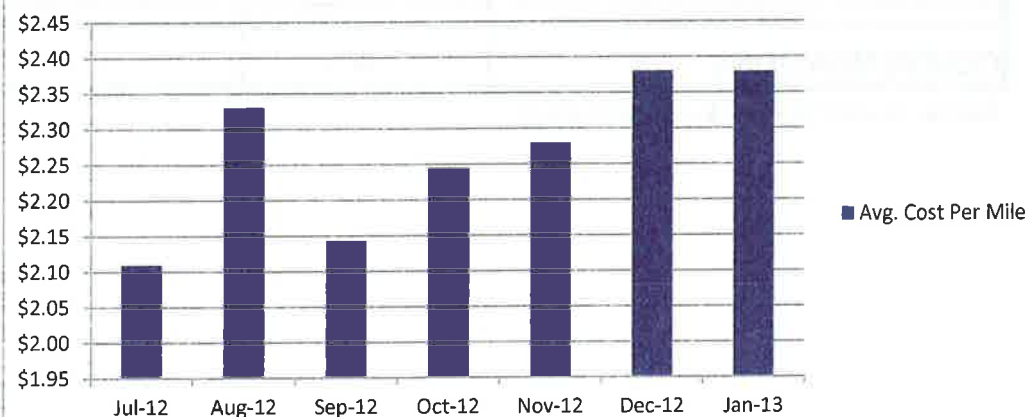
Source: Florida Commission for the Transportation Disadvantaged Medicaid Encounter Data Reports

### Lafayette County Average Cost Per Medicaid NET Trip



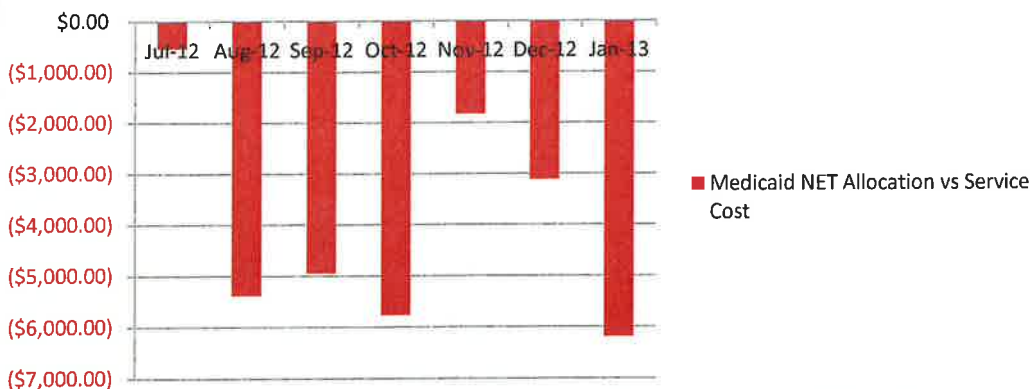
Source: Florida Commission for the Transportation Disadvantaged Medicaid Encounter Data Reports

### Lafayette County Average Cost Per Medicaid NET Mile



Source: Florida Commission for the Transportation Disadvantaged Medicaid Encounter Data Reports

### Medicaid NET Allocation vs Service Cost



Source: Florida Commission for the Transportation Disadvantaged Medicaid Encounter Data Reports

**LAFAYETTE COUNTY**  
**SERVICE COMPLAINTS/COMMENDATIONS**  
**OCTOBER - DECEMBER 2012**

<b>TYPE OF COMPLAINT</b>	<b>TOTAL</b>	<b>Resolved</b>
Vehicle Condition	0	-
Driver's Behavior	0	-
Client Behavior	0	-
Tardiness - Late pickup	0	-
Tardiness - Late dropoff	0	-
No Show by Operator	0	-
Dispatch/Scheduling	0	-
Service Denial	0	-
Other	0	-
<b>TOTALS</b>	<b>0</b>	<b>-</b>
<b>COMMENDATIONS</b>	<b>0</b>	<b>-</b>

Source: Suwannee River Economic Council

# Medicaid Ombudsman Calls

Dec-12

County	Service Availability	Quality of Service	Funding	Other	Total Closed	Total Open	Total
Alachua	5	0	0	0	5	0	5
Baker	0	0	0	0	0	0	0
Bay	0	1	0	0	1	0	1
Bradford	0	0	0	0	0	0	0
Brevard	8	1	0	0	9	0	9
Broward	9	1	0	0	10	0	10
Calhoun	0	0	0	0	0	0	0
Charlotte	0	0	0	0	0	0	0
Citrus	4	0	0	0	4	0	4
Clay	0	0	0	0	0	0	0
Collier	10	2	0	0	12	0	12
Columbia	3	1	0	0	4	0	4
DeSoto	0	0	0	0	0	0	0
Dixie	0	0	0	0	0	0	0
Duval	7	0	0	0	7	0	7
Escambia	4	0	0	0	4	0	4
Flagler	0	0	0	0	0	0	0
Franklin	0	0	0	0	0	0	0
Gadsden	0	1	0	0	1	0	1
Gilchrist	0	0	0	0	0	0	0
Glades	1	0	0	0	1	0	1
Gulf	0	0	0	0	0	0	0
Hamilton	4	0	0	0	4	0	4
Hardee	0	0	0	0	0	0	0
Hendry	0	0	0	0	0	0	0
Hernando	3	0	0	0	3	0	3
Highlands	6	0	0	0	6	0	6
Hillsborough	10	0	0	0	10	0	10
Holmes	0	0	0	0	0	0	0
Indian River	5	0	0	0	5	0	5
Jackson	0	0	0	0	0	0	0
Jefferson	0	0	0	0	0	0	0
Lafayette	0	0	0	0	0	0	0
Lake	7	0	0	0	7	0	7
Lee	6	1	0	0	7	0	7
Leon	4	0	0	0	4	0	4
Levy	0	0	0	0	0	0	0
Liberty	0	0	0	0	0	0	0

County	Service Availability	Quality of Service	Funding	Other	Total Closed	Total Open	Total
Madison	0	0	0	0	0	0	0
Manatee	2	0	0	0	2	0	2
Marion	3	0	0	0	3	0	3
Martin	7	2	0	0	9	0	9
Miami-Dade	8	0	0	0	8	0	8
Monroe	0	0	0	0	0	0	0
Nassau	1	0	0	0	1	0	1
Okaloosa	1	0	0	0	1	0	1
Okeechobee	1	0	0	0	1	0	1
Orange	5	0	0	0	5	0	5
Osceola	1	0	0	0	1	0	1
Palm Beach	7	2	0	0	9	0	9
Pasco	2	0	0	0	2	0	2
Pinellas	10	1	0	0	11	0	11
Polk	5	1	0	0	6	0	6
Putnam	0	0	0	0	0	0	0
St. Johns	0	0	0	0	0	0	0
St. Lucie	7	1	0	0	8	0	8
Santa Rosa	1	0	0	0	1	0	1
Sarasota	5	0	0	0	5	0	5
Seminole	0	0	0	0	0	0	0
Sumter	3	0	0	0	3	0	3
Suwannee	11	0	0	0	11	0	11
Taylor	2	0	0	0	2	0	2
Union	0	0	0	0	0	0	0
Volusia	2	0	0	0	2	0	2
Wakulla	1	0	0	0	1	0	1
Walton	1	0	0	0	1	0	1
Washington	0	0	0	0	0	0	0
<b>Totals</b>	<b>182</b>	<b>15</b>	<b>0</b>	<b>0</b>	<b>197</b>	<b>0</b>	<b>197</b>

# Medicaid Ombudsman Calls

Jan-13

County	Service Availability	Quality of Service	Funding	Other	Total Closed	Total Open	Total
Alachua	7	1	0	0	8	0	8
Baker	0	0	0	0	0	0	0
Bay	2	0	0	0	2	0	2
Bradford	0	0	0	0	0	0	0
Brevard	8		0	0	8	0	8
Broward	12	0	0	0	12	0	12
Calhoun	0	0	0	0	0	0	0
Charlotte	0	0	0	0	0	0	0
Citrus	2	1	0	0	3	0	3
Clay	2	0	0	0	2	0	2
Collier	0	2	0	0	2	0	2
Columbia	1	0	0	0	1	0	1
DeSoto	0	1	0	0	1	0	1
Dixie	2	0	0	0	2	0	2
Duval	7	0	0	0	7	0	7
Escambia	3	0	0	0	3	0	3
Flagler	1	0	0	0	1	0	1
Franklin	0	0	0	0	0	0	0
Gadsden	0	0	0	0	0	0	0
Gilchrist	0	0	0	0	0	0	0
Glades	0	0	0	0	0	0	0
Gulf	0	0	0	0	0	0	0
Hamilton	0	0	0	0	0	0	0
Hardee	0	0	0	0	0	0	0
Hendry	0	0	0	0	0	0	0
Hernando	5	0	0	0	5	0	5
Highlands	5	0	0	0	5	0	5
Hillsborough	10	5	0	0	15	0	15
Holmes	0	0	0	0	0	0	0
Indian River	4	0	0	0	4	0	4
Jackson	0	0	0	0	0	0	0
Jefferson	0	0	0	0	0	0	0
Lafayette	0	0	0	0	0	0	0
Lake	7	0	0	0	7	0	7
Lee	12	7	0	0	19	0	19
Leon	4	0	0	0	4	0	4
Levy	0	0	0	0	0	0	0
Liberty	0	0	0	0	0	0	0

County	Service Availability	Quality of Service	Funding	Other	Total Closed	Total Open	Total
Madison	0	0	0	0	0	0	0
Manatee	4	1	0	0	5	0	5
Marion	3	1	0	0	4	0	4
Martin	6	0	0	0	6	0	6
Miami-Dade	7	1	0	0	8	0	8
Monroe	2	0	0	0	2	0	2
Nassau	0	0	0	0	0	0	0
Okaloosa	0	0	0	0	0	0	0
Okeechobee	0	0	0	0	0	0	0
Orange	11	0	0	0	11	0	11
Osceola	0	0	0	0	0	0	0
Palm Beach	7	4	0	0	11	0	11
Pasco	0	0	0	0	0	0	0
Pinellas	14	1	0	0	15	0	15
Polk	7	0	0	0	7	0	7
Putnam	0	0	0	0	0	0	0
St. Johns	0	0	0	0	0	0	0
St. Lucie	8	8	0	0	16	0	16
Santa Rosa	0	1	0	0	1	0	1
Sarasota	5	0	0	0	5	0	5
Seminole	0	0	0	0	0	0	0
Sumter	0		0	0	0	0	0
Suwannee	15	2	0	0	17	0	17
Taylor	0	0	0	0	0	0	0
Union	0	0	0	0	0	0	0
Volusia	5	2	0	0	7	0	7
Wakulla	0	0	0	0	0	0	0
Walton	0	0	0	0	0	0	0
Washington	0	0	0	0	0	0	0
<b>Totals</b>	<b>188</b>	<b>38</b>	<b>0</b>	<b>0</b>	<b>226</b>	<b>0</b>	<b>226</b>

# TD Ombudsman Calls

Dec-12

County	Service Availability	Quality of Service	Funding	Other	Total Closed	Total Open	Total
Alachua	3	0	0	0	3	0	3
Baker	0	0	0	0	0	0	0
Bay	0	0	0	0	0	0	0
Bradford	0	0	0	0	0	0	0
Brevard	7	0	0	0	7	0	7
Broward	9	0	0	0	9	0	9
Calhoun	0	0	0	0	0	0	0
Charlotte	1	0	0	0	1	0	1
Citrus	1	0	0	0	1	0	1
Clay	0	0	0	0	0	0	0
Collier	0	0	0	0	0	0	0
Columbia	0	0	0	0	0	0	0
DeSoto	0	0	0	0	0	0	0
Dixie	2	0	0	0	2	0	2
Duval	8	0	0	0	8	0	8
Escambia	6	0	0	0	6	0	6
Flagler	0	0	0	0	0	0	0
Franklin	1	0	0	0	1	0	1
Gadsden	0	0	0	0	0	0	0
Gilchrist	0	0	0	0	0	0	0
Glades	1	0	0	0	1	0	1
Gulf	0	0	0	0	0	0	0
Hamilton	0	0	0	0	0	0	0
Hardee	0	0	0	0	0	0	0
Hendry	0	0	0	0	0	0	0
Hernando	3	0	0	0	3	0	3
Highlands	0	0	0	0	0	0	0
Hillsborough	7	0	0	0	7	0	7
Holmes	0	0	0	0	0	0	0
Indian River	1	0	0	0	1	0	1
Jackson	3	0	0	0	3	0	3
Jefferson	0	0	0	0	0	0	0
Lafayette	0	0	0	0	0	0	0
Lake	8	0	0	0	8	0	8
Lee	4	0	0	0	4	0	4
Leon	3	0	0	0	3	0	3
Levy	0	0	0	0	0	0	0
Liberty	0	0	0	0	0	0	0

County	Service Availability	Quality of Service	Funding	Other	Total Closed	Total Open	Total
Madison	0	0	0	0	0	0	0
Manatee	0	0	0	0	0	0	0
Marion	3	0	0	0	3	0	3
Martin	4	0	0	0	4	0	4
Miami-Dade	8	1	0	0	9	0	9
Monroe	0	0	0	0	0	0	0
Nassau	0	0	0	0	0	0	0
Okaloosa	1	0	0	0	1	0	1
Okeechobee	0	0	0	0	0	0	0
Orange	10	0	0	0	10	0	10
Osceola	3	0	0	0	3	0	3
Palm Beach	7	0	0	0	7	0	7
Pasco	0	0	0	0	0	0	0
Pinellas	9	1	0	0	10	0	10
Polk	4	0	0	0	4	0	4
Putnam	0	0	0	0	0	0	0
St. Johns	2	0	0	0	2	0	2
St. Lucie	5	0	0	0	5	0	5
Santa Rosa	3	0	0	0	3	0	3
Sarasota	6	0	0	0	6	0	6
Seminole	3	0	0	0	3	0	3
Sumter	0	0	0	0	0	0	0
Suwannee	7	0	0	0	7	0	7
Taylor	0	0	0	0	0	0	0
Union	0	0	0	0	0	0	0
Volusia	5	0	0	0	5	0	5
Wakulla	0	0	0	0	0	0	0
Walton	0	0	0	0	0	0	0
Washington	0	0	0	0	0	0	0
<b>Totals</b>	<b>148</b>	<b>2</b>	<b>0</b>	<b>0</b>	<b>150</b>	<b>0</b>	<b>150</b>

# TD Ombudsman Calls

Jan-13

County	Service Availability	Quality of Service	Funding	Other	Total Closed	Total Open	Total
Alachua	5	0	0	0	5	0	5
Baker	0	0	0	0	0	0	0
Bay	0	0	0	0	0	0	0
Bradford	0	1	0	0	1	0	1
Brevard	4	0	0	0	4	0	4
Broward	7	0	0	0	7	0	7
Calhoun	0	0	0	0	0	0	0
Charlotte	0	0	0	0	0	0	0
Citrus	0	0	0	0	0	0	0
Clay	0	0	0	0	0	0	0
Collier	0	0	0	0	0	0	0
Columbia	0	0	0	0	0	0	0
DeSoto	0	0	0	0	0	0	0
Dixie	0	0	0	0	0	0	0
Duval	7	0	0	0	7	0	7
Escambia	4	0	0	0	4	0	4
Flagler	0	0	0	0	0	0	0
Franklin	0	0	0	0	0	0	0
Gadsden	0	0	0	0	0	0	0
Gilchrist	1	0	0	0	1	0	1
Glades	0	0	0	0	0	0	0
Gulf	0	0	0	0	0	0	0
Hamilton	1	0	0	0	1	0	1
Hardee	0	0	0	0	0	0	0
Hendry	0	0	0	0	0	0	0
Hernando	2	0	0	0	2	0	2
Highlands	0	0	0	0	0	0	0
Hillsborough	8	0	0	0	8	0	8
Holmes	0	0	0	0	0	0	0
Indian River	0	0	0	0	0	0	0
Jackson	0	0	0	0	0	0	0
Jefferson	0	0	0	0	0	0	0
Lafayette	0	0	0	0	0	0	0
Lake	10	1	0	0	11	0	11
Lee	7	0	0	0	7	0	7
Leon	4	0	0	0	4	0	4
Levy	0	0	0	0	0	0	0
Liberty	0	0	0	0	0	0	0

County	Service Availability	Quality of Service	Funding	Other	Total Closed	Total Open	Total
Madison	0	0	0	0	0	0	0
Manatee	0	0	0	0	0	0	0
Marion	1	0	0	0	1	0	1
Martin	3	1	0	0	4	0	4
Miami-Dade	10	0	0	0	10	0	10
Monroe	0	1	0	0	1	0	1
Nassau	0	0	0	0	0	0	0
Okaloosa	0	0	0	0	0	0	0
Okeechobee	0	0	0	0	0	0	0
Orange	12	0	0	0	12	0	12
Osceola	1	0	0	0	1	0	1
Palm Beach	5	0	0	0	5	0	5
Pasco	3	1	0	0	4	0	4
Pinellas	7	0	0	0	7	0	7
Polk	2	0	0	0	2	0	2
Putnam	0	0	0	0	0	0	0
St. Johns	0	0	0	0	0	0	0
St. Lucie	7	0	0	0	7	0	7
Santa Rosa	2	0	0	0	2	0	2
Sarasota	4	0	0	0	4	0	4
Seminole	2	0	0	0	2	0	2
Sumter	0	0	0	0	0	0	0
Suwannee	9	0	0	0	9	0	9
Taylor	0	0	0	0	0	0	0
Union	0	0	0	0	0	0	0
Volusia	3	0	0	0	3	0	3
Wakulla	0	0	0	0	0	0	0
Walton	0	0	0	0	0	0	0
Washington	0	0	0	0	0	0	0
<b>Totals</b>	<b>131</b>	<b>5</b>	<b>0</b>	<b>0</b>	<b>136</b>	<b>0</b>	<b>136</b>



**Transportation  
Disadvantaged**



## 2013 Legislative Priorities:

- Advocate for the Governor's budget recommendation of increasing the Transportation Disadvantaged Trust Fund by \$12.7 million to ensure coordination of transportation services and enhance access to health care, jobs, etc., for older adults, persons with disabilities & people with limited incomes.
- Monitor legislation to ensure program integrity is maintained.
- Monitor the Transportation Disadvantaged Trust Fund.

### 2012 Performance:

- Total People Served - 667,588
- Total Trips Provided Statewide- 47,741,494
  - Medical Trips Provided - 17,116,967
  - Employment Trips Provided - 4,355,643
- Cost per trip - \$7.70
- Cost per Paratransit trip - \$23.22
- Unmet trip requests - 101,536

Ensuring Coordination.....Enhancing Access  
Phone 850-410-5700 or toll free 1-800-983-2435  
[www.dot.state.fl.us/ctd](http://www.dot.state.fl.us/ctd)



## ATTENDANCE RECORD

### LAFAYETTE COUNTY TRANSPORTATION DISADVANTAGED COORDINATING BOARD

POSITION	NAME	3/26/12	6/18/12	9/24/12	11/19/12
Chairperson	Commissioner Donnie Hamlin	P	A	P	P
FDOT	Sandra Collins	P	A	P	A
Alternate Member	Janell Damato	-	-	-	-
FDCF	Kay Tice	P	P	A	A
Alternate Member	(Vacant)				
FAHCA-Medicaid	Alana McKay	A	A	P	P
Alternate Member	Andrew Singer	P	P	A	A
FDOE	(Vacant)				
Alternate Member	(Vacant)				
Public Education	(Vacant)				
Alternate Member	(Vacant)				
Citizen Advocate (CA)	Cindy Morgan	P	A	P	A
Alternate Member	Rhoda Pate	A	A	A	A
CA-User	(Vacant)				
Alternate Member	(Vacant)				
Elderly Representative	Martha Humphries	-	-	-	-
Alternate Member	(Vacant)				
Veterans Representative	Carlton Black	A	A	A	P
Alternate Member	(Vacant)				
Persons with Disabilities Rep.	(Vacant)				
Alternate Member	(Vacant)				
CAA Representative	Ricky Lyons	A	A	A	A
Alternate Member	(Vacant)				
FDEA Voting Member	(Vacant)				
Alternate Member	(Vacant)				
Children at Risk	(Vacant)				
Alternate Member	(Vacant)				
Medical Community	Ginger Calhoun	A	P	A	P
Alternate Member	(Vacant)				
North Florida Workforce Dev. Board	Sheryl Rehberg	P	A	P	P
Alternate Member	Cindy Heffernan				

LEGEND KEY: P-Present A-Absent - Not Applicable (newly appointed member)

ATTENDANCE POLICY: According to Article III, Section 5 of the Coordinating Board bylaws: "The North Central Florida Regional Planning Council shall review and consider rescinding the appointment of any voting member of the Board who fails to attend three consecutive meetings."

