



Serving
Alachua • Bradford
Columbia • Dixie • Gilchrist
Hamilton • Lafayette • Madison
Suwannee • Taylor • Union Counties

2009 NW 67th Place, Gainesville, FL 32653-1603 • 352.955.2200

April 9, 2013

TO: Gilchrist County Transportation Disadvantaged Coordinating Board

FROM: Lynn Godfrey, AICP, Senior Planner

SUBJECT: Meeting Announcement

The Gilchrist County Transportation Disadvantaged Coordinating Board will meet **Wednesday, April 17, 2013 at 1:30 p.m.** in the Board of County Commissioners' Meeting Room located at 210 S. Main Street in Trenton, Florida. All Board members are encouraged to attend this meeting.

Attached is the meeting agenda and supporting materials. If you have any questions, please do not hesitate to contact me at extension 110.

Attachments

t:\lynn\td13\gilchrist\memos\apr.docx

Dedicated to improving the quality of life of the Region's citizens,
by coordinating growth management, protecting regional resources,
promoting economic development and providing technical services to local governments.

[illegible]

[Your right to use maps and routes generated on the MSN service is subject at all times to the MSN Terms of Use, Data credits, copyright, and disclaimer.](#)



Serving
Alachua • Bradford
Columbia • Dixie • Gilchrist
Hamilton • Lafayette • Madison
Suwannee • Taylor • Union Counties

2009 NW 67th Place, Gainesville, FL 32653-1603 • 352.955.2200

**GILCHRIST COUNTY
TRANSPORTATION DISADVANTAGED COORDINATING BOARD
MEETING ANNOUNCEMENT AND AGENDA**

Board of County Commissioners Meeting Room
210 S. Main Street
Trenton, Florida

Wednesday
April 17, 2013
1:30 p.m.

I. BUSINESS MEETING – CALL TO ORDER

A. Introductions

B. Approval of the Meeting Agenda

ACTION REQUIRED

**C. Approval of the January 9, 2013 Minutes
Minutes**

ACTION REQUIRED

II. NEW BUSINESS

**A. Gilchrist County Transportation Disadvantaged
Service Plan Amendment**

ACTION REQUIRED

The Board needs to review and approve an amendment to the Gilchrist County
Transportation Disadvantaged Service Plan

B. Operations Reports

NO ACTION REQUIRED

C. 2013 Legislative Priorities

NO ACTION REQUIRED

Enclosed are the Florida Commission for the Transportation Disadvantaged 2013
Legislative priorities

III. OTHER BUSINESS

A. Comments

- 1. Members**
- 2. Citizens**

IV. FUTURE MEETING DATES

A. Wednesday, July 17, 2013 at 1:30 p.m.

B. Wednesday, October 16, 2013 at 1:30 p.m.

* Please note that this is a tentative meeting schedule, all dates and times are subject to change.

If you have any questions concerning the enclosed materials, please do not hesitate to contact me at 1-800-226-0690, extension 110.

GILCHRIST COUNTY COORDINATING BOARD

Voting Members

Chairperson

Commissioner John Rance Thomas

Department of Transportation

Sandra Collins - Grievance Committee Member

Department of Children and Families

Brad Seeling - Grievance Committee Member

Department of Education

Rayford Riels

Public Education

Cloud Haley

Citizen Advocate

William R. Cummings

Citizen Advocate - User

(Vacant)

Elderly Representative

Betty Ramey

Veteran Representative

Jim Mash

Persons with Disabilities Representative

(Vacant)

Department of Elder Affairs

Cindy Roberts

Children at Risk

Tonya Hiers

Agency for Health Care Administration - Medicaid

Alana McKay - Vice Chair - Grievance Committee Member

Local Medical Community

(Vacant)

Regional Workforce Development Board

Jaqueline Loubet

Alternate Members

Department of Transportation

Janell Damato

Department of Children and Families

(Vacant)

Department of Education

(Vacant)

Public Education

(Vacant)

Citizen Advocate

(Vacant)

Citizen Advocate - User

(Vacant)

Elderly Representative

Richard Esseck

Veteran Representative

(Vacant)

Persons with Disabilities Representative

(Vacant)

Department of Elder Affairs

(Vacant)

Early Childhood Services

(Vacant)

Agency for Health Care Administration - Medicaid

Andrew Singer

Local Medical Community

(Vacant)

Regional Workforce Development Board

(Vacant)

**GILCHRIST COUNTY
TRANSPORTATION DISADVANTAGED COORDINATING BOARD
MEETING MINUTES**

County Commissioners' Meeting Room
Courthouse Annex
Trenton, Florida

Wednesday
January 9, 2013
1:30 p.m.

VOTING MEMBERS PRESENT

Bobby Crosby representing Commissioner John Rance Thomas
William R. Cummings, Citizen Advocate
Richard Esseck, representing Betty Ramey Elderly Representative
Cloud Haley, Public Education Representative
Jim Mash, Veterans Representative
Alana McKay, Florida Agency for Health Care Administration
Rayford Riels, Florida Department of Education
Cindy Roberts, Florida Department of Elder Affairs
Brad Seeling, Florida Department of Children and Families

VOTING MEMBERS ABSENT

Sandra Collins, Florida Department of Transportation
Tonya Hiers, Early Childhood Services Representative

OTHERS PRESENT

Terry Goodwin, Florida Commission for the Transportation Disadvantaged
Matthew Pearson, Suwannee River Economic Council

STAFF PRESENT

Lynn Godfrey, North Central Florida Regional Planning Council

I. PUBLIC HEARING CALL TO ORDER

Ms. Lynn Godfrey, North Central Florida Regional Planning Council Senior Planner, stated that the Chairman was not present.

The Board asked staff to conduct the meeting.

Ms. Godfrey called the public hearing to order at 1:30 p.m.

A. Introductions

Ms. Godfrey asked everyone to introduce themselves.

B. Receive Public Testimony

There was no public testimony received.

C. Close Public Hearing

Ms. Godfrey closed the public hearing at 1:31 p.m.

II. BUSINESS MEETING CALL TO ORDER

Ms. Godfrey called the meeting to order at 1:31 p.m.

A. Approval of the Meeting Agenda

ACTION: Cloud Haley moved to approve the meeting agenda. Cindy Roberts seconded; motion passed unanimously.

E. Approval of the October 17, 2012 Minutes

Ms. Godfrey stated that Mr. Cloud Haley should be listed as present.

Mr. William Cummings asked staff to clarify the member comment.

Ms. Godfrey said the minutes should state "Ms. Alana McKay stated that she doesn't think the new Medicaid Health Maintenance Organizations (HMO) will provide Medicaid non-emergency transportation services directly. She said she thinks they have determined the direct provision of transportation services to be cost prohibitive."

ACTION: Jim Mash moved to approve the October 17, 2012 meeting minutes with the noted corrections. William Cummings seconded; motion passed unanimously.

III. UNFINISHED BUSINESS

A. Annual Performance Evaluation

Ms. Lynn Godfrey, North Central Florida Regional Planning Council Senior Planner, stated that, at its last meeting, the Board approved Suwannee River Economic Council's annual performance evaluation. She said the Board recommended that Suwannee River Economic Council include information about how to file a complaint or grievance in their informational brochure. She said a copy of Suwannee River Economic Council's amended informational brochure is in the meeting packet for the Board's review.

IV. NEW BUSINESS

A. Gilchrist County Transportation Disadvantaged Service Plan

Ms. Godfrey stated that the Board is required to review and approve the Gilchrist County Transportation Disadvantaged Service Plan annually. She said a draft copy of the Plan is included in the meeting packet for the Board's review.

The Board reviewed the Gilchrist County Transportation Disadvantaged Service Plan.

Mr. Richard Esseck noted that Table 4 of the Plan provides income data from the 2000 Census. He asked if this 2010 Census data is available. He also noted that the transportation data provided on page 15 is also from the 2000 Census.

Ms. Godfrey said she would check if income and transportation data is available from the 2010 Census.

ACTION: Jim Mash moved to approve the Gilchrist County Transportation Disadvantaged Service Plan with staff checking on 2010 Census data availability. Cloud Haley seconded; motion passed unanimously.

B. Operations Reports

Ms. Godfrey stated that the operations reports for the third quarter of 2012 are included in the meeting packet for the Board's review. She said there is no action required on this agenda item.

The Board reviewed the operations reports.

V. OTHER BUSINESS

A. Comments

1. Members

There were no member comments.

2. Citizens

There were no citizen comments.

VI. FUTURE MEETING DATES

Ms. Godfrey stated that the next meeting of the Board is scheduled for Wednesday, April 17, 2013 at 1:30 p.m.

ADJOURNMENT

The meeting was adjourned at 2:00 p.m.

Coordinating Board Chairman

Date

II.A.



Serving
Alachua • Bradford
Columbia • Dixie • Gilchrist
Hamilton • Lafayette • Madison
Suwannee • Taylor • Union Counties

2009 NW 67th Place, Gainesville, FL 32653-1603 • 352.955.2200

April 9, 2013

TO: Gilchrist County Transportation Disadvantaged Coordinating Board
FROM: Lynn Godfrey, AICP, Senior Planner
SUBJECT: Gilchrist County Transportation Disadvantaged Service Plan Amendment

STAFF RECOMMENDATION

Approve the Gilchrist County Transportation Disadvantaged Service Plan amendment.

BACKGROUND

The Gilchrist County Transportation Disadvantaged Service Plan includes the rates charged for Transportation Disadvantaged and Medicaid Non-Emergency Program sponsored services. Enclosed are Suwannee River Economic Council's proposed Fiscal Year 2013/14 rates. The Board needs to review and approve Suwannee River Economic Council's proposed rates.

If you have any questions concerning this matter, please do not hesitate to contact me.

Attachment

t:\lynn\td13\gilchrist\memos\tdspamendrates.docx

**TRANSPORTATION DISADVANTAGED TRUST FUND (TDTF)
MEDICAID NON-EMERGENCY (NET) TRANSPORTATION PROGRAM**

SERVICE RATES

COMMUNITY TRANSPORTATION COORDINATOR: Suwannee River Economic Council, Inc.

COUNTY: Gilchrist

CONTRACT PERIOD: July 1, 2013 - June 30, 2014

PURCHASING AGENCY: Florida Commission for the Transportation Disadvantaged

PROGRAM/SERVICE TYPE	COST PER UNIT (Passenger Mile or Passenger Trip)
TDTF ambulatory	\$1.26/passenger mile
TDTF wheelchair	\$2.16/passenger mile
TDTF stretcher	\$4.49/passenger mile
Medicaid NET ambulatory	\$2.43/passenger mile
Medicaid NET wheelchair	\$4.16/passenger mile
Medicaid NET stretcher	\$8.66/passenger mile

t:\lynn\tdsp13\gilchrist\ratesheet.doc

**TRANSPORTATION DISADVANTAGED TRUST FUND (TDTF)
MEDICAID NON-EMERGENCY (NET)TRANSPORTATION PROGRAM**

SERVICE RATES

COMMUNITY TRANSPORTATION COORDINATOR: Suwannee River Economic Council, Inc.

COUNTY: Gilchrist

CONTRACT PERIOD: July 1, 2012 - June 30, 2013

PURCHASING AGENCY: Florida Commission for the Transportation Disadvantaged

PROGRAM/SERVICE TYPE	COST PER UNIT (Passenger Mile or Passenger Trip)
TDTF ambulatory	\$1.30/passenger mile
TDTF wheelchair	\$2.23/passenger mile
TDTF stretcher	\$4.64/passenger mile
Medicaid NET ambulatory	\$1.85/passenger mile
Medicaid NET wheelchair	\$3.16/passenger mile
Medicaid NET stretcher	\$6.59/passenger mile

t:\lynn\tdsp12\gilchrist\ratesheet.doc

Preliminary Information Worksheet

Version 1.4

CTC Name: Suwannee River Economic Council, Inc.
County (Service Area): Gilchrist County
Contact Person: Matt Pearson
Phone # 386-362-4115 ext 242

Check Applicable Characteristic:

ORGANIZATIONAL TYPE:

- ☐ Governmental
- ☒ Private Non-Profit
- ☐ Private For Profit

NETWORK TYPE:

- ☐ Fully Brokered
- ☒ Partially Brokered
- ☐ Sole Source

***Once completed, proceed to the Worksheet entitled
"Comprehensive Budget"***

Comprehensive Budget Worksheet

Version 1.4

CTC: Suwannee River Economic Council, Inc.
County: Gilchrist County

1. Complete applicable GREEN cells in columns 2, 3, 4, and 7

	Prior Year's ACTUALS from July 1st of 2011 to June 30th of 2012	Current Year's APPROVED Budget, as amended from July 1st of 2012 to June 30th of 2013	Upcoming Year's PROPOSED Budget from July 1st of 2013 to June 30th of 2014	% Change from Prior Year to Current Year	Proposed % Change from Current Year to Upcoming Year	Confirm whether revenues are collected as a system subsidy VS a purchase of service at a unit price Explain Changes in Column 6 That Are > ± 10% and Also > ± \$50,000
1	2	3	4	5	6	7

REVENUES (CTC/Operators ONLY / Do NOT include coordination contractors!)

Local Non-Govt

Farebox						
Medicaid Co-Pay Received	\$ 2,377	\$		-100.0%		
Donations/ Contributions						
In-Kind, Contributed Services						
Other	\$ 9,498	\$ 28,596	\$ 64,553	201.1%	125.7%	Reinvested \$4,333 in 2013/2014 year
Bus Pass Program Revenue						

Local Government

District School Board						
Compl. ADA Services						
County Cash						
County In-Kind, Contributed Services						
City Cash						
City In-kind, Contributed Services						
Other Cash						
Other In-Kind, Contributed Services						
Bus Pass Program Revenue						

CTD

Non-Spons. Trip Program	\$ 85,475	\$ 95,988	\$ 91,978	12.3%	-4.2%	
Non-Spons. Capital Equipment						
Rural Capital Equipment			\$ 58,500			
Other TD (specify in explanation)						
Bus Pass Program Revenue						

USDOT & FDOT

49 USC 5307						Revenue drawn down as operational subsidy.
49 USC 5310						
49 USC 5311 (Operating)	\$ 78,058	\$ 62,000	\$ 62,000	-20.6%	0.0%	
49 USC 5311(Capital)						
Block Grant						
Service Development						
Commuter Assistance						
Other DOT (specify in explanation)						
Bus Pass Program Revenue						

AHCA

Medicaid	\$ 73,976	\$ 78,780	\$ 83,698	6.5%	6.2%	
Other AHCA (specify in explanation)						
Bus Pass Program Revenue						

DCF

Alcohol, Drug & Mental Health						
Family Safety & Preservation						
Comm. Care Dis./Aging & Adult Serv.						
Other DCF (specify in explanation)						
Bus Pass Program Revenue						

DOH

Children Medical Services						
County Public Health						
Other DOH (specify in explanation)						
Bus Pass Program Revenue						

DOE (state)

Carl Perkins						
Div of Blind Services						
Vocational Rehabilitation						
Day Care Programs						
Other DOE (specify in explanation)						
Bus Pass Program Revenue						

AWI

WAGES/Workforce Board						
Other AWI (specify in explanation)						
Bus Pass Program Revenue						

DOEA

Elder Americans Act	\$ 4,807	\$ 5,204	\$ 2,400	8.3%	-53.9%	Revenue is drawn down for trips at a contracted rate.
Community Care for Elderly						
Other DOEA (specify in explanation)						
Bus Pass Program Revenue						

DCA

Community Services						
Other DCA (specify in explanation)						
Bus Pass Admin. Revenue						

Comprehensive Budget Worksheet

Version 1.4

CTC: Suwannee River Economic Council, Inc.
County: Gilchrist County

1. Complete applicable GREEN cells in columns 2, 3, 4, and 7

	Prior Year's ACTUALS from July 1st of 2011 to June 30th of 2012	Current Year's APPROVED Budget, as amended from July 1st of 2012 to June 30th of 2013	Upcoming Year's PROPOSED Budget from July 1st of 2013 to June 30th of 2014	% Change from Prior Year to Current Year	Proposed % Change from Current Year to Upcoming Year	Confirm whether revenues are collected as a system subsidy VS a purchase of service at a unit price. Explain Changes in Column 6 That Are > ± 10% and Also > ± \$50,000
1	2	3	4	5	6	7

APD

Office of Disability Determination
Developmental Services
Other APD (specify in explanation)
Bus Pass Program Revenue

DJJ

(specify in explanation)
Bus Pass Program Revenue

Other Fed or State

xxx
xxx
xxx

Bus Pass Program Revenue

Other Revenues

Interest Earnings
xxxx
xxxx
Bus Pass Program Revenue

Balancing Revenue to Prevent Deficit

Actual or Planned Use of Cash Reserve

Balancing Revenue is Short By =

Total Revenues = \$254,193 \$270,568 \$363,129 6.4% 34.2%

EXPENDITURES (CTC/Operators ONLY / Do NOT include Coordination Contractors!)

Operating Expenditures

Labor	\$ 85,261	\$ 91,205	\$ 93,105	39.8%	2.1%
Fringe Benefits	\$ 39,412	\$ 43,200	\$ 44,616	9.6%	3.3%
Services	\$ 11,810	\$ 9,730	\$ 14,105	-17.6%	45.0%
Materials and Supplies	\$ 44,851	\$ 61,600	\$ 66,202	37.3%	7.5%
Utilities	\$ 7,179	\$ 6,580	\$ 9,391	-8.6%	43.2%
Casualty and Liability	\$ 7,005	\$ 7,240	\$ 8,400	3.4%	16.0%
Taxes	\$ 31	\$ 98	\$ 90	218.1%	-8.2%
Purchased Transportation:					
Purchased Bus Pass Expenses					
School Bus Utilization Expenses					
Contracted Transportation Services	\$ 6,121	\$ 38,205	\$ 41,000	524.2%	7.3%
Other					
Miscellaneous	\$ 215	\$ 600	\$ 600	179.1%	0.0%
Operating Debt Service - Principal & Interest					
Leases and Rentals	\$ 8,477	\$ 1,465	\$ 10,400	-82.7%	609.9%
Contrib. to Capital Equip. Replacement Fund					
In-Kind, Contributed Services					
Allocated Indirect	\$ 9,498	\$ 10,695	\$ 10,220	12.3%	-4.2%

Capital Expenditures

Equip. Purchases with Grant Funds			\$ 65,000		
Equip. Purchases with Local Revenue					
Equip. Purchases with Rate Generated Rev.					
Capital Debt Service - Principal & Interest					

ACTUAL YEAR GAIN

Total Expenditures = \$199,860 \$270,568 \$363,129 35.4% 34.2%

See NOTES Below.

Once completed, proceed to the Worksheet entitled "Budgeted Rate Base"

ACTUAL year GAIN (program revenue) MUST be reinvested as a trip or system subsidy. Adjustments must be identified and explained in a following year, or applied as a Rate Base Adjustment to proposed year's rates on the next sheet.

Budgeted Rate Base Worksheet

Version 1.4

CTC: Suwannee River Economic Council, Inc.

County: Gilchrist County

1. Complete applicable **GREEN** cells in column 3; **YELLOW** and **BLUE** cells are automatically completed in column 3
2. Complete applicable **GOLD** cells in column and 5

Upcoming Year's BUDGETED Revenues	
from	
July 1st of	
2013	
to	
June 30th of	
2014	
1	2

What amount of the Budgeted Revenue in col. 2 will be generated at the rate per unit determined by this spreadsheet, OR used as local match for these type revenues?	Budgeted Rate Subsidy Revenue Excluded from the Rate Base	What amount of the Subsidy Revenue in col. 4 will come from funds to purchase equipment, OR will be used as match for the purchase of equipment?
3	4	5

REVENUES (CTC/Operators ONLY)

Local Non-Govt

Farebox	\$ -
Medicaid Co-Pay Received	\$ -
Donations/Contributions	\$ -
In-Kind, Contributed Services	\$ -
Other	\$ 64,553
Bus Pass Program Revenue	\$ -

Local Government

District School Board	\$ -
Compl. ADA Services	\$ -
County Cash	\$ -
County In-Kind, Contributed Services	\$ -
City Cash	\$ -
City In-Kind, Contributed Services	\$ -
Other Cash	\$ -
Other In-Kind, Contributed Services	\$ -
Bus Pass Program Revenue	\$ -

CTD

Non-Spons. Trip Program	\$ 91,978
Non-Spons. Capital Equipment	\$ -
Rural Capital Equipment	\$ 58,500
Other TD	\$ -
Bus Pass Program Revenue	\$ -

USDOT & FDOT

49 USC 5307	\$ -
49 USC 5310	\$ -
49 USC 5311 (Operating)	\$ 62,000
49 USC 5311(Capital)	\$ -
Block Grant	\$ -
Service Development	\$ -
Commuter Assistance	\$ -
Other DOT	\$ -
Bus Pass Program Revenue	\$ -

AHCA

Medicaid	\$ 83,698
Other AHCA	\$ -
Bus Pass Program Revenue	\$ -

DCF

Alcohol, Drug & Mental Health	\$ -
Family Safety & Preservation	\$ -
Comm. Care Dis./Aging & Adult Serv.	\$ -
Other DCF	\$ -
Bus Pass Program Revenue	\$ -

DOH

Children Medical Services	\$ -
County Public Health	\$ -
Other DOH	\$ -
Bus Pass Program Revenue	\$ -

DOE (state)

Carl Perkins	\$ -
Div of Blind Services	\$ -
Vocational Rehabilitation	\$ -
Day Care Programs	\$ -
Other DOE	\$ -
Bus Pass Program Revenue	\$ -

AWI

WAGES/Workforce Board	\$ -
AWI	\$ -
Bus Pass Program Revenue	\$ -

DOEA

Older Americans Act	\$ 2,400
Community Care for Elderly	\$ -
Other DOEA	\$ -
Bus Pass Program Revenue	\$ -

DCA

Community Services	\$ -
Other DCA	\$ -
Bus Pass Program Revenue	\$ -

\$ -	\$ -	\$ -
\$ -	\$ -	\$ -
\$ -	\$ -	\$ -
\$ -	\$ -	\$ -
\$ 10,220	\$ 54,333	\$ -
\$ -	\$ -	\$ -

\$ -	\$ -	\$ -
\$ -	\$ -	\$ -
\$ -	\$ -	\$ -
\$ -	\$ -	\$ -
\$ -	\$ -	\$ -
\$ -	\$ -	\$ -
\$ -	\$ -	\$ -
\$ -	\$ -	\$ -

\$ 91,978	\$ -	\$ -
\$ -	\$ -	\$ -
\$ -	\$ 58,500	\$ 58,500
\$ -	\$ -	\$ -
\$ -	\$ -	\$ -

\$ -	\$ -	\$ -
\$ -	\$ -	\$ -
\$ -	\$ -	\$ -
\$ -	\$ -	\$ -
\$ -	\$ -	\$ -
\$ -	\$ -	\$ -
\$ -	\$ -	\$ -
\$ -	\$ -	\$ -

\$ 83,698	\$ -	\$ -
\$ -	\$ -	\$ -
\$ -	\$ -	\$ -

\$ -	\$ -	\$ -
\$ -	\$ -	\$ -
\$ -	\$ -	\$ -
\$ -	\$ -	\$ -
\$ -	\$ -	\$ -

\$ -	\$ -	\$ -
\$ -	\$ -	\$ -
\$ -	\$ -	\$ -
\$ -	\$ -	\$ -

\$ -	\$ -	\$ -
\$ -	\$ -	\$ -
\$ -	\$ -	\$ -
\$ -	\$ -	\$ -
\$ -	\$ -	\$ -

\$ -	\$ -	\$ -
\$ -	\$ -	\$ -
\$ -	\$ -	\$ -

\$ 2,400	\$ -	\$ -
\$ -	\$ -	\$ -
\$ -	\$ -	\$ -
\$ -	\$ -	\$ -

\$ -	\$ -	\$ -
\$ -	\$ -	\$ -
\$ -	\$ -	\$ -

YELLOW cells
are **NEVER** Generated by Applying Authorized Rates

BLUE cells
Should be funds generated by rates in this spreadsheet

GREEN cells
MAY BE Revenue Generated by Applying
Authorized Rate per Mile/Trip Charges

Fill in that portion of budgeted revenue in Column 2 that will be **GENERATED** through the application of authorized per mile, per trip, or combination per trip plus per mile rates. Also, include the amount of funds that are Earmarked as local match for Transportation Services and **NOT** Capital Equipment purchases.

If the Farebox Revenues are used as a source of Local Match Dollars, then identify the appropriate amount of Farebox Revenue that represents the portion of Local Match required on any state or federal grants. This does not mean that Farebox is the only source for Local Match.

Please review all Grant Applications and Agreements containing State and/or Federal funds for the proper Match Requirement levels and allowed sources.

GOLD cells

Fill in that portion of Budgeted Rate Subsidy Revenue in Column 4 that will come from Funds Earmarked by the Funding Source for Purchasing Capital Equipment. Also include the portion of Local Funds earmarked as Match related to the **Purchase of Capital Equipment** if a match amount is required by the Funding Source.

Worksheet for Program-wide Rates

CTC: Suwannee River E Version 1.4
County: Gilchrist County

1. Complete Total Projected Passenger Miles and ONE-WAY Passenger Trips (GREEN cells) below

Do **NOT** include trips or miles related to Coordination Contractors!

Do **NOT** include School Board trips or miles UNLESS.....

INCLUDE all ONE-WAY passenger trips and passenger miles related to services you purchased from your transportation operators!

Do **NOT** include trips or miles for services provided to the general public/private pay UNLESS..

Do **NOT** include escort activity as passenger trips or passenger miles unless charged the full rate for service!

Do **NOT** include fixed route bus program trips or passenger miles!

PROGRAM-WIDE RATES

Total Projected Passenger Miles = 111,450

Rate Per Passenger Mile = \$ 1.69

Total Projected Passenger Trips = 6,248

Rate Per Passenger Trip = \$ 30.14

Fiscal Year

2013 - 2014

Avg. Passenger Trip Length = 17.8 Miles

Rates if No Revenue Funds Were Identified As Subsidy Funds

Rate Per Passenger Mile = \$ 3.26

Rate Per Passenger Trip = \$ 58.12

Once Completed, Proceed to the Worksheet entitled "Multiple Service Rates"

Vehicle Miles

The miles that a vehicle is scheduled to or actually travels from the time it pulls out from its garage to go into revenue service to the time it pulls in from revenue service.

Vehicle Revenue Miles (VRM)

The miles that vehicles are scheduled to or actually travel while in revenue service. Vehicle revenue miles exclude:

Deadhead
Operator training, and
Vehicle maintenance testing, as well as
School bus and charter services.

Passenger Miles (PM)

The cumulative sum of the distances ridden by each passenger.

Worksheet for Multiple Service Rates

1. Answer the questions by completing the GREEN calls starting in Section I for all services
2. Follow the DARK RED prompts directing you to skip or go to certain questions and sections based on previous answers

CTC: Suwannee Rive Version 1.4
County: Gilchrist County

SECTION I: Services Provided

1. Will the CTC be providing any of these Services to transportation disadvantaged passengers in the upcoming budget year?

Ambulatory	Wheelchair	Stretcher	Group
<input type="radio"/> Yes	<input type="radio"/> Yes	<input type="radio"/> Yes	<input type="radio"/> Yes
<input type="radio"/> No	<input type="radio"/> No	<input type="radio"/> No	<input checked="" type="radio"/> No
Go to Section II for Ambulatory Service	Go to Section II for Wheelchair Service	Go to Section II for Stretcher Service	STOP! Do NOT Complete Sections II - V for Group Service

SECTION II: Contracted Services

1. Will the CTC be contracting out any of these Services TOTALLY in the upcoming budget year?

Ambulatory	Wheelchair	Stretcher	Group
<input type="radio"/> Yes	<input type="radio"/> Yes	<input type="radio"/> Yes	<input type="radio"/> Yes
<input checked="" type="radio"/> No	<input checked="" type="radio"/> No	<input checked="" type="radio"/> No	<input checked="" type="radio"/> No
Skip # 2, 3 & 4 and Go to Section III for Ambulatory Service	Skip # 2, 3 & 4 and Go to Section III for Wheelchair Service	Skip # 2, 3 & 4 and Go to Section III for Stretcher Service	Do Not Complete Section II for Group Service

2. If you answered YES to #1 above, do you want to arrive at the billing rate by simply dividing the proposed contract amount by the projected Passenger Miles / passenger trips?

Ambulatory	Wheelchair	Stretcher	Group
<input type="radio"/> Yes	<input type="radio"/> Yes	<input type="radio"/> Yes	<input type="radio"/> Yes
<input checked="" type="radio"/> No	<input checked="" type="radio"/> No	<input checked="" type="radio"/> No	<input checked="" type="radio"/> No

3. If you answered YES to #1 & #2 above, how much is the proposed contract amount for the service?
How many of the total projected Passenger Miles relate to the contracted service?
How many of the total projected passenger trips relate to the contracted service?

Ambulatory	Wheelchair	Stretcher	Group
Leave Blank	Leave Blank	Leave Blank	Do NOT Complete Section II for Group Service

Effective Rate for Contracted Services:
per Passenger Mile =
per Passenger Trip =

Ambulatory	Wheelchair	Stretcher	Group
Go to Section III for Ambulatory Service	Go to Section III for Wheelchair Service	Go to Section III for Stretcher Service	Do NOT Complete Section II for Group Service

4. If you answered # 3 & want a Combined Rate per Trip PLUS a per Mile add-on for 1 or more services, INPUT the Desired per Trip Rate (but must be less than per trip rate in #3 above) Rate per Passenger Mile for Balance =

Combination Trip and Mile Rate			
Leave Blank and Go to Section III for Ambulatory Service	Leave Blank and Go to Section III for Wheelchair Service	Leave Blank and Go to Section III for Stretcher Service	Do NOT Complete Section II for Group Service

Worksheet for Multiple Service Rates

1. Answer the questions by completing the GREEN cells starting in Section I for all services
2. Follow the DARK RED prompts directing you to skip or go to certain questions and sections based on previous answers

CTC: Suwannee Rive Version 1.4
County: Gilchrist County

SECTION III: Escort Service

1. Do you want to charge all escorts a fee? ☐ Yes ☒ No
Skip #2 - 4 and Section IV and Go to Section V
2. If you answered Yes to #1, do you want to charge the fee per passenger trip OR per passenger mile? ☒ Pass Trip ☐ Pass Mile **Leave Blank**
3. If you answered Yes to #1 and completed #2, for how many of the projected Passenger Trips / Passenger Miles will a passenger be accompanied by an escort? **Leave Blank**
4. How much will you charge each escort? **Leave Blank**

SECTION IV: Group Service Loading

1. If the message "You Must Complete This Section" appears to the right, what is the projected total number of Group Service Passenger Miles? (otherwise leave blank) **Do NOT Complete Section IV**
- And what is the projected total number of Group Vehicle Revenue Miles? **Loading Rate 0.00 to 1.00**

SECTION V: Rate Calculations for Multiple Services:

1. Input Projected Passenger Miles and Passenger Trips for each Service in the GREEN cells and the Rates for each Service will be calculated automatically
 - * Miles and Trips you input must sum to the total for all Services entered on the "Program-wide Rates" Worksheet, MINUS miles and trips for contracted services IF the rates were calculated in the Section II above
 - * Be sure to leave the service **BLANK** if you answered NO in Section I or YES to question #2 in Section II

RATES FOR FY: 2013 - 2014				
Ambul	Wheel Chair	Stretcher	Group	
73,746	31,604	6,100	Leave Blank	0
Projected Passenger Miles (excluding totally contracted services addressed in Section II) = 111,450				
Rate per Passenger Mile =				
\$1.26	\$2.16	\$4.49	\$0.00	\$0.00
			per passenger	per group
Ambul	Wheel Chair	Stretcher	Group	
4,506	1,460	282	Leave Blank	
Projected Passenger Trips (excluding totally contracted services addressed in Section II) = 6,248				
Rate per Passenger Trip =				
\$23.49	\$40.27	\$83.89	\$0.00	\$0.00
			per passenger	per group
Combination Trip and Mile Rate				
Ambul	Wheel Chair	Stretcher	Group	
			Leave Blank	
...INPUT the Desired Rate per Trip (but must be less than per trip rate above) =				
Rate per Passenger Mile for Balance =				
\$1.26	\$2.16	\$4.49	\$0.00	\$0.00
			per passenger	per group

Rates if No Revenue Funds Were Identified As Subsidy Funds				
Ambul	Wheel Chair	Stretcher	Group	
\$2.43	\$4.16	\$8.66	\$0.00	\$0.00
			per passenger	per group
Ambul	Wheel Chair	Stretcher	Group	
\$45.30	\$77.66	\$161.79	\$0.00	\$0.00
			per passenger	per group
Program Theme Rates Into Your Medical Encounter Data				

Worksheet for Multiple Service Rates

1. Answer the questions by completing the GREEN cells starting in Section I for all services.

2. Follow the DARK RED prompts directing you to skip or go to certain questions and sections based on previous answers.

CTC: Suwannee River Version 1.0
County: Gilchrist County



II.B.
Serving
Alachua • Bradford
Columbia • Dixie • Gilchrist
Hamilton • Lafayette • Madison
Suwannee • Taylor • Union Counties

2009 NW 67th Place, Gainesville, FL 32653-1603 • 352.955.2200

April 9, 2013

TO: Gilchrist County Transportation Disadvantaged Board

FROM: Lynn Godfrey, AICP, Senior Planner

SUBJECT: Operations Reports

STAFF RECOMMENDATION

No action required. This agenda item is for information only.

BACKGROUND

Attached are the following reports for the Board's review:

1. Suwannee River Economic Council's Operations Report October - December 2012;
2. Fiscal Year 2012/13 Transportation Disadvantaged Trust Fund Status Report;
3. Medicaid Non-Emergency Transportation Program Encounter Data Report July 2012-February 2013;
4. Suwannee River Economic Council Complaint/Commendation Report for October - December 2012; and
5. Florida Commission for the Transportation Disadvantaged Medicaid and Transportation Disadvantaged Program Helpline Reports for January and February 2013.

If you have any questions regarding the attached information, please contact me.

Attachment

t:\lynn\td13\gilchrist\memos\statapr.docx

**QUARTERLY OPERATING REPORT
GILCHRIST COUNTY
OCTOBER - DECEMBER 2012**

OPERATING DATA	OPERATOR		TOTAL
	Suwannee River Economic Council	Dixie County EMS	
NUMBER OF INVOICED TRIPS	1,040	32	1,072
Medicaid	362	11	373
Title III-B	186	0	186
TD Trust Fund	492	21	513
Other	0	0	0
TOTAL VEHICLE MILES	17,459	1,210	18,669
TOTAL REVENUE VEHICLE MILES	14,159	1,024	15,183
TOTAL VEHICLE HOURS	873	30	903
TOTAL DOLLARS INVOICED	\$41,986.31	\$5,865.17	\$47,851.48
Medicaid	\$24,296.97	\$2,682.13	\$26,979.10
Title III-B	\$1,320.60	\$0.00	\$1,320.60
TD Trust Fund	\$16,368.74	\$3,183.04	\$19,551.78
Other	\$0.00	\$0.00	\$0.00
AVERAGE COST PER TRIP	\$40.37	\$183.29	\$44.64
Medicaid	\$67.12	\$243.83	\$72.33
Title III-B	\$7.10	-	\$7.10
TD Trust Fund	\$33.27	\$151.57	\$38.11
Other	#DIV/0!	-	#DIV/0!
AVG. COST PER VEHICLE MILE	\$2.40	\$4.85	\$2.56
AVG. COST PER REVENUE VEHICLE MILE	\$2.97	\$5.73	\$3.15
AVG. COST PER VEHICLE HOUR	\$48.09	\$195.51	\$52.99
TRIP PURPOSE*	-	-	-
Medical	854	32	886
Employment	0	0	0
Education/Training	0	0	0
Shopping	0	0	0
Meal Site	186	0	186
Recreation	0	0	0
NUMBER OF TRIPS DENIED	0	0	0
NUMBER OF SINGLE PASSENGER TRIPS PROVIDED	74	32	106
% OF SINGLE PASSENGER TRIPS	7%	100%	10%
NUMBER OF ACCIDENTS	0	0	0
NUMBER OF VEHICLES	9	2	11
AVERAGE TRIPS PER VEHICLE	116	16	97
AVERAGE MILES PER TRIP	17	38	17
NUMBER OF ROADCALLS	0	0	0

**QUARTERLY OPERATING REPORT
GILCHRIST COUNTY
OCTOBER - DECEMBER 2011**

OPERATING DATA	TOTAL
NUMBER OF INVOICED TRIPS	1,040
Medicaid	309
Title III-B	102
TD Trust Fund	629
Other	0
TOTAL VEHICLE MILES	16,868
TOTAL REVENUE VEHICLE MILES	13,451
TOTAL VEHICLE HOURS	861
TOTAL DOLLARS INVOICED	42,371
Medicaid	\$17,918.10
Title III-B	\$724.20
TD Trust Fund	\$23,728.78
Other	\$0.00
AVERAGE COST PER TRIP	\$40.74
Medicaid	\$57.99
Title III-B	\$7.10
TD Trust Fund	\$37.72
Other	#DIV/0!
AVG. COST PER VEHICLE MILE	\$2.51
AVG. COST PER REVENUE VEHICLE MILE	\$3.15
AVG. COST PER VEHICLE HOUR	\$49.21
TRIP PURPOSE*	-
Medical	938
Employment	0
Education/Training	0
Shopping	0
Meal Site	102
Recreation	0
NUMBER OF TRIPS DENIED	0
NUMBER OF SINGLE PASSENGER TRIPS PROVIDED	51
% OF SINGLE PASSENGER TRIPS	0
NUMBER OF ACCIDENTS	0%
NUMBER OF VEHICLES	11
AVERAGE TRIPS PER VEHICLE	95
AVERAGE MILES PER TRIP	16
NUMBER OF ROADCALLS	0

CTC: Suwannee River Economic Council

Rates Charged to TD Trust Fund:

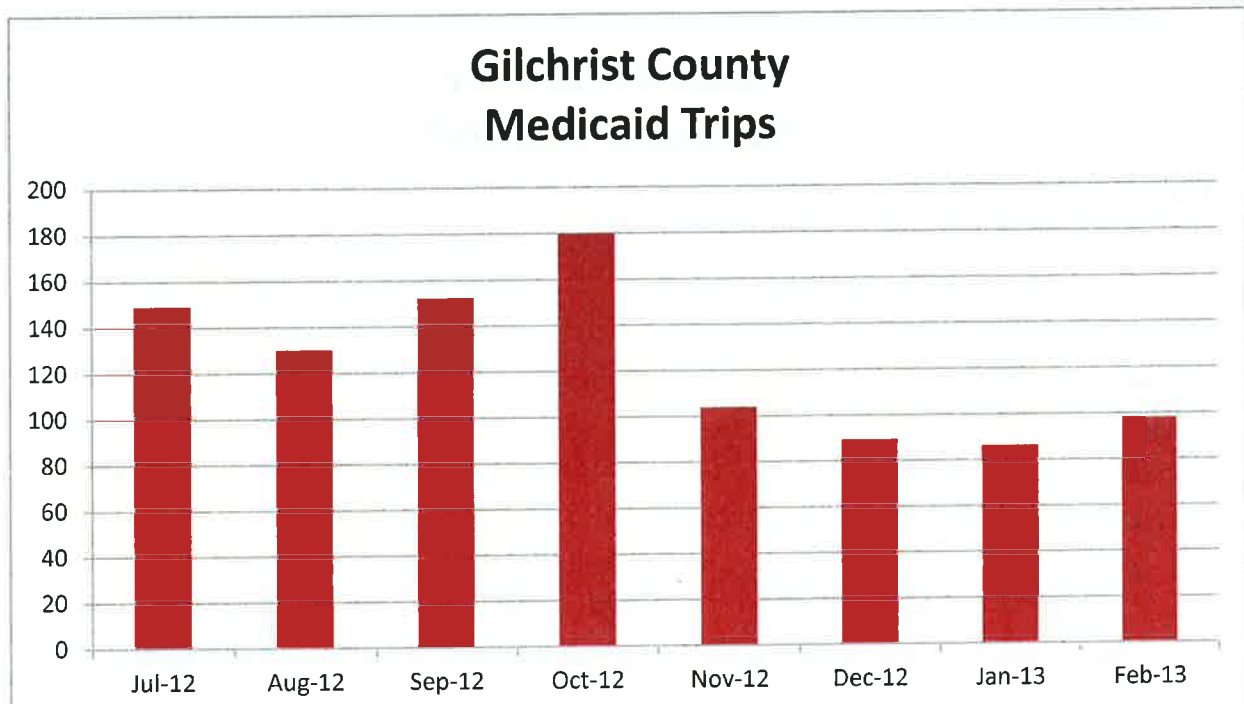
Ambulatory: \$1.30 per passenger mile

Wheelchair: \$2.23 per passenger mile

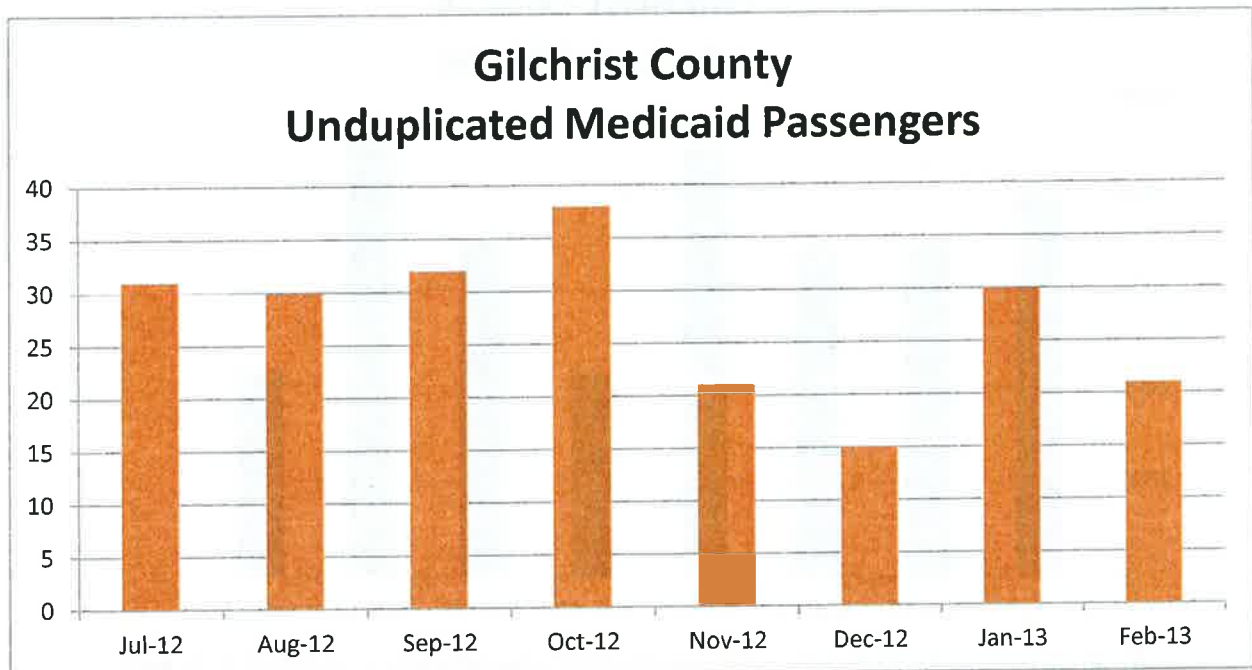
Stretcher: \$4.64 per passenger mile

**2012-2013 TD TRUST FUND SUMMARY
GILCHRIST COUNTY**

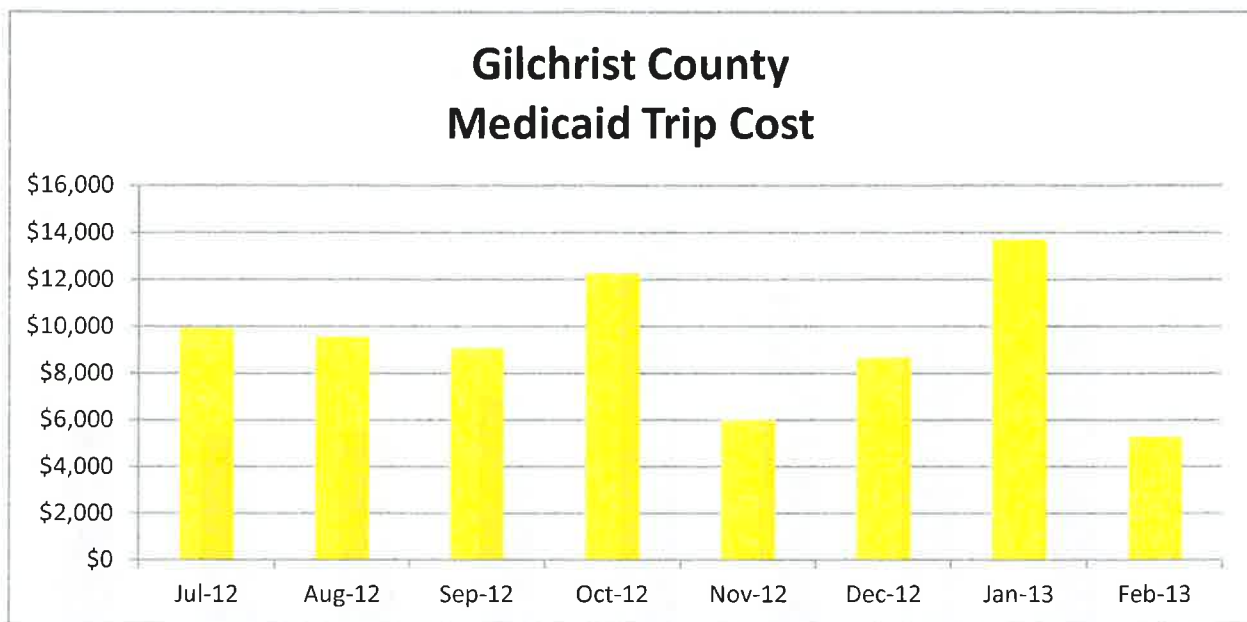
MONTH/YEAR	TOTAL AMOUNT	TOTAL DOLLARS SPENT	GRANT FUNDS REMAINING	NUMBER OF TRIPS	AVERAGE COST PER TRIP
Jul-12	\$91,978.00	\$3,648.37	\$88,329.63	145	\$25.16
Aug-12	-	\$3,123.07	\$85,206.56	122	\$25.60
Sep-12	-	\$3,899.44	\$81,307.12	117	\$33.33
Oct-12	-	\$4,767.15	\$76,539.97	145	\$32.88
Nov-12	-	\$6,713.62	\$69,826.35	167	\$40.20
Dec-12	-	\$8,071.01	\$61,755.34	201	\$40.15
Jan-13	-		\$61,755.34		#DIV/0!
Feb-13	-		\$61,755.34		#DIV/0!
Mar-13	-		\$61,755.34		#DIV/0!
Apr-13	-		\$61,755.34		#DIV/0!
May-13	-		\$61,755.34		#DIV/0!
Jun-13	-		\$61,755.34		#DIV/0!
TOTAL	-	\$30,222.66	-	897	\$33.69



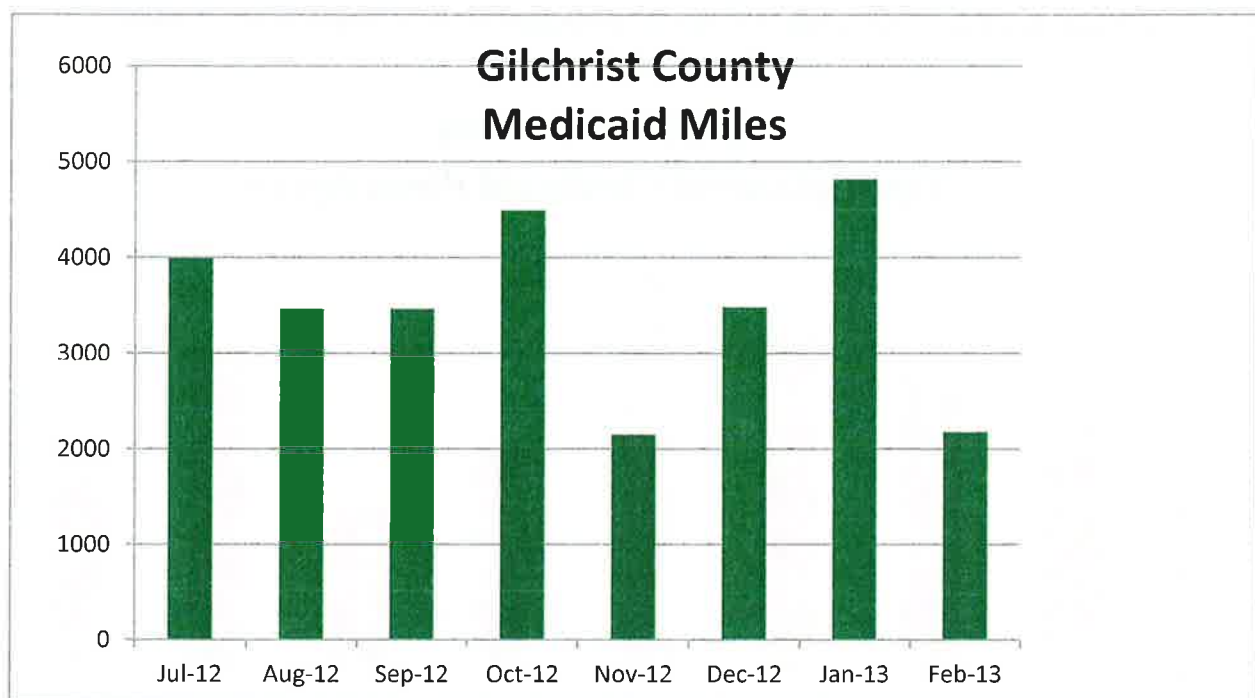
Source: Florida Commission for the Transportation Disadvantaged Medicaid Encounter Data Reports



Source: Florida Commission for the Transportation Disadvantaged Medicaid Encounter Data Reports

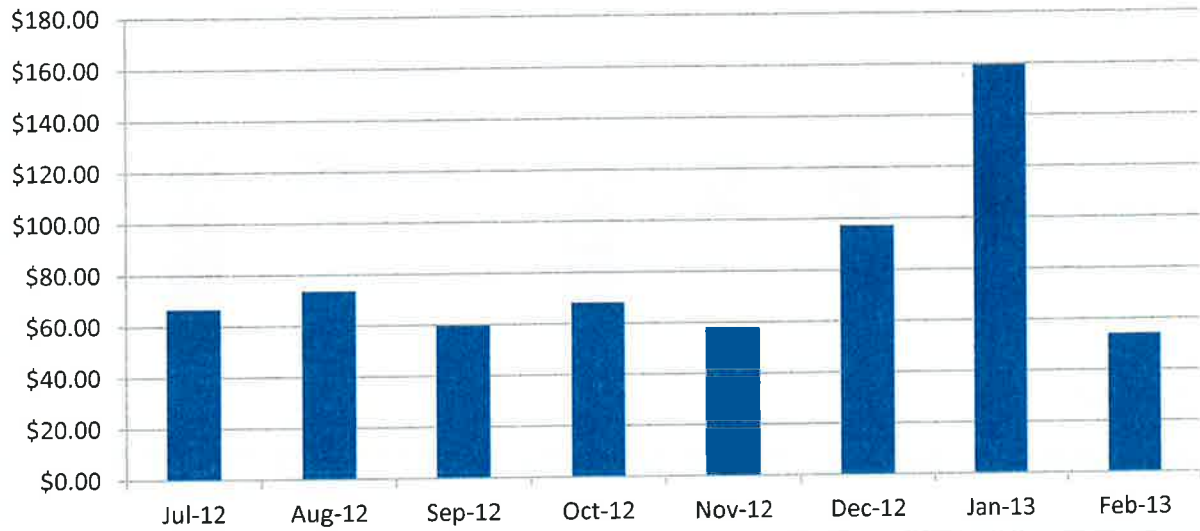


Source: Florida Commission for the Transportation Disadvantaged Medicaid Encounter Data Reports



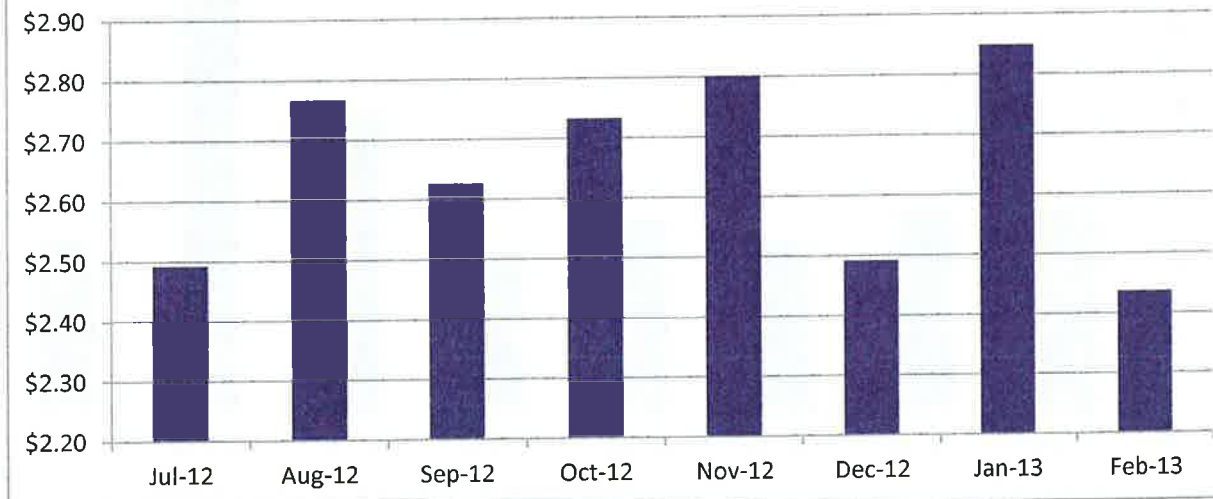
Source: Florida Commission for the Transportation Disadvantaged Medicaid Encounter Data Reports

Gilchrist County Average Cost Per Medicaid Trip



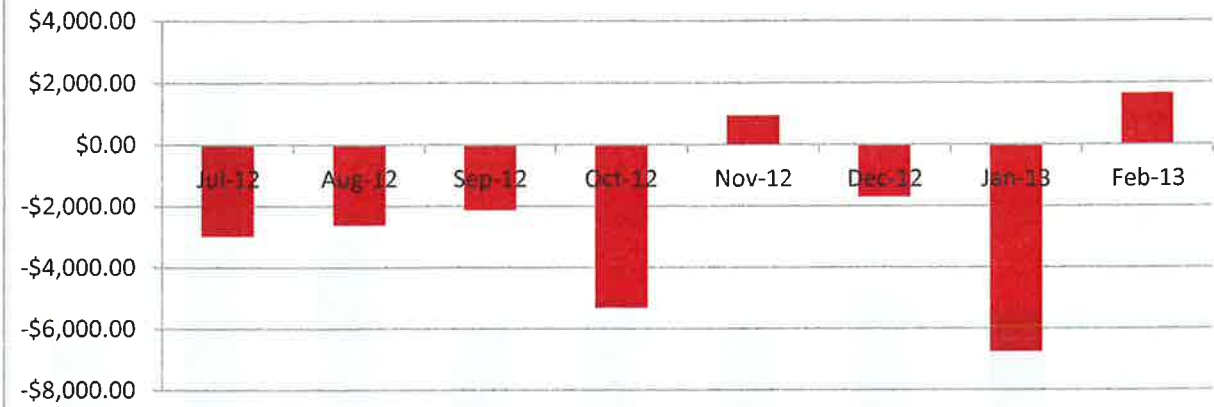
Source: Florida Commission for the Transportation Disadvantaged Medicaid Encounter Data Reports

Gilchrist County Average Cost Per Medicaid Mile



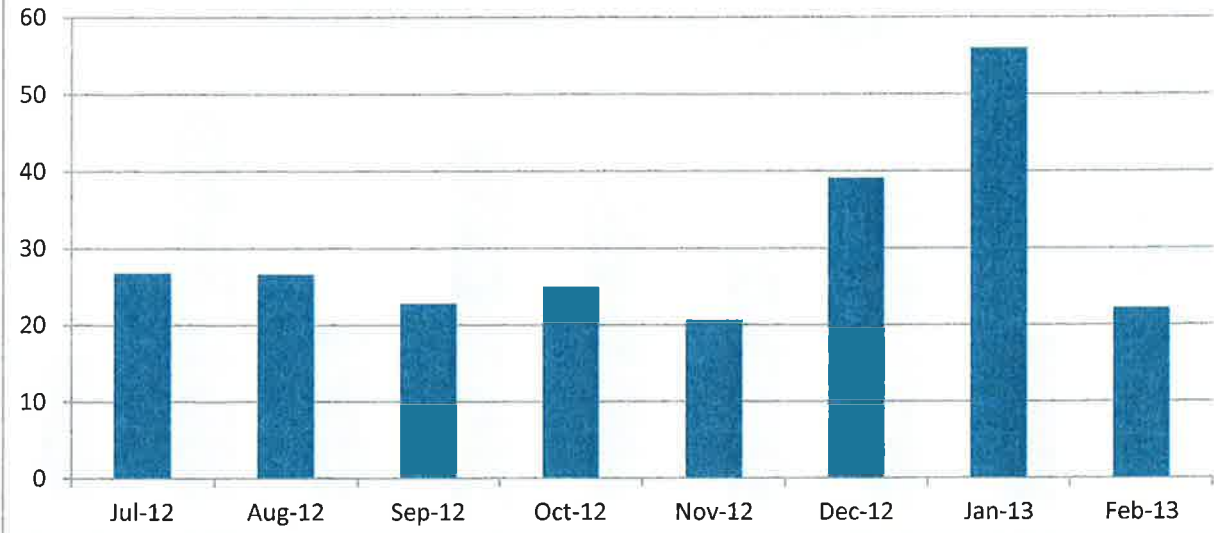
Source: Florida Commission for the Transportation Disadvantaged Medicaid Encounter Data Reports

Gilchrist County Medicaid Allocation vs Actual Service Cost



Source: Florida Commission for the Transportation Disadvantaged Medicaid Encounter Data Reports

Gilchrist County Average Medicaid Miles Per Trip



Source: Florida Commission for the Transportation Disadvantaged Medicaid Encounter Data Reports

GILCHRIST COUNTY
QUARTERLY SUMMARY OF SERVICE COMPLAINTS/COMMENDATIONS
OCTOBER - DECEMBER 2012

TYPE OF COMPLAINT	Suwannee River Economic Council	Dixie County EMS	Resolved
Vehicle Condition	0	0	-
Driver's Behavior	1	0	-
Client Behavior	0	0	-
No Show by Client	0	0	-
Tardiness - Late pickup	0	0	-
Tardiness - Late dropoff	0	0	-
No Show by Operator	0	0	-
Dispatch/Scheduling	0	0	-
Other	0	0	-
TOTALS	1	0	1
COMMENDATIONS	0	0	-

V:\p\griev\servco~1\gil\206.123

Medicaid Ombudsman Calls

Jan-13

County	Service Availability	Quality of Service	Funding	Other	Total Closed	Total Open	Total
Alachua	7	1	0	0	8	0	8
Baker	0	0	0	0	0	0	0
Bay	2	0	0	0	2	0	2
Bradford	0	0	0	0	0	0	0
Brevard	8		0	0	8	0	8
Broward	12	0	0	0	12	0	12
Calhoun	0	0	0	0	0	0	0
Charlotte	0	0	0	0	0	0	0
Citrus	2	1	0	0	3	0	3
Clay	2	0	0	0	2	0	2
Collier	0	2	0	0	2	0	2
Columbia	1	0	0	0	1	0	1
DeSoto	0	1	0	0	1	0	1
Dixie	2	0	0	0	2	0	2
Duval	7	0	0	0	7	0	7
Escambia	3	0	0	0	3	0	3
Flagler	1	0	0	0	1	0	1
Franklin	0	0	0	0	0	0	0
Gadsden	0	0	0	0	0	0	0
Gilchrist	0	0	0	0	0	0	0
Glades	0	0	0	0	0	0	0
Gulf	0	0	0	0	0	0	0
Hamilton	0	0	0	0	0	0	0
Hardee	0	0	0	0	0	0	0
Hendry	0	0	0	0	0	0	0
Hernando	5	0	0	0	5	0	5
Highlands	5	0	0	0	5	0	5
Hillsborough	10	5	0	0	15	0	15
Holmes	0	0	0	0	0	0	0
Indian River	4	0	0	0	4	0	4
Jackson	0	0	0	0	0	0	0
Jefferson	0	0	0	0	0	0	0
Lafayette	0	0	0	0	0	0	0
Lake	7	0	0	0	7	0	7
Lee	12	7	0	0	19	0	19
Leon	4	0	0	0	4	0	4
Levy	0	0	0	0	0	0	0
Liberty	0	0	0	0	0	0	0

County	Service Availability	Quality of Service	Funding	Other	Total Closed	Total Open	Total
Madison	0	0	0	0	0	0	0
Manatee	4	1	0	0	5	0	5
Marion	3	1	0	0	4	0	4
Martin	6	0	0	0	6	0	6
Miami-Dade	7	1	0	0	8	0	8
Monroe	2	0	0	0	2	0	2
Nassau	0	0	0	0	0	0	0
Okaloosa	0	0	0	0	0	0	0
Okeechobee	0	0	0	0	0	0	0
Orange	11	0	0	0	11	0	11
Osceola	0	0	0	0	0	0	0
Palm Beach	7	4	0	0	11	0	11
Pasco	0	0	0	0	0	0	0
Pinellas	14	1	0	0	15	0	15
Polk	7	0	0	0	7	0	7
Putnam	0	0	0	0	0	0	0
St. Johns	0	0	0	0	0	0	0
St. Lucie	8	8	0	0	16	0	16
Santa Rosa	0	1	0	0	1	0	1
Sarasota	5	0	0	0	5	0	5
Seminole	0	0	0	0	0	0	0
Sumter	0		0	0	0	0	0
Suwannee	15	2	0	0	17	0	17
Taylor	0	0	0	0	0	0	0
Union	0	0	0	0	0	0	0
Volusia	5	2	0	0	7	0	7
Wakulla	0	0	0	0	0	0	0
Walton	0	0	0	0	0	0	0
Washington	0	0	0	0	0	0	0
Totals	188	38	0	0	226	0	226

Medicaid Ombudsman Calls

Feb-13

County	Service Availability	Quality of Service	Funding	Other	Total Closed	Total Open	Total
Alachua	9	0	0	0	9	0	9
Baker	0	0	0	0	0	0	0
Bay	0	0	0	0	0	0	0
Bradford	0	0	0	0	0	0	0
Brevard	7	1	0	0	8	0	8
Broward	9	0	0	0	9	0	9
Calhoun	0	0	0	0	0	0	0
Charlotte	0	0	0	0	0	0	0
Citrus	0	0	0	0	0	0	0
Clay	3	0	0	0	3	0	3
Collier	0	0	0	0	0	0	0
Columbia	2	1	0	0	3	0	3
DeSoto	0	0	0	0	0	0	0
Dixie	5	0	0	0	5	0	5
Duval	9	0	0	0	9	0	9
Escambia	4	0	0	0	4	0	4
Flagler	3	0	0	0	3	0	3
Franklin	0	1	0	0	1	0	1
Gadsden	0	0	0	0	0	0	0
Gilchrist	0	0	0	0	0	0	0
Glades	0	0	0	0	0	0	0
Gulf	0	0	0	0	0	0	0
Hamilton	1	0	0	0	1	0	1
Hardee	0	0	0	0	0	0	0
Hendry	0	0	0	0	0	0	0
Hernando	7	0	0	0	7	0	7
Highlands	7	0	0	0	7	0	7
Hillsborough	9	3	0	0	12	0	12
Holmes	0	0	0	0	0	0	0
Indian River	2	0	0	0	2	0	2
Jackson	0	0	0	0	0	0	0
Jefferson	0	0	0	0	0	0	0
Lafayette	0	0	0	0	0	0	0
Lake	8	0	0	0	8	0	8
Lee	9	3	0	0	12	0	12
Leon	2	1	0	0	3	0	3
Levy	0	0	0	0	0	0	0
Liberty	0	0	0	0	0	0	0

County	Service Availability	Quality of Service	Funding	Other	Total Closed	Total Open	Total
Madison	0	0	0	0	0	0	0
Manatee	3	0	0	0	3	0	3
Marion	4	0	0	0	4	0	4
Martin	5	0	0	0	5	0	5
Miami-Dade	12	6	0	0	18	0	18
Monroe	1	0	0	0	1	0	1
Nassau	0	0	0	0	0	0	0
Okaloosa	1	1	0	0	2	0	2
Okeechobee	0	0	0	0	0	0	0
Orange	13	1	0	0	14	0	14
Osceola	0	0	0	0	0	0	0
Palm Beach	5	2	0	0	7	0	7
Pasco	0	0	0	0	0	0	0
Pinellas	10	3	0	0	13	0	13
Polk	4	0	0	0	4	0	4
Putnam	0	1	0	0	1	0	1
St. Johns	0	0	0	0	0	0	0
St. Lucie	12	6	0	0	18	0	18
Santa Rosa	0	0	0	0	0	0	0
Sarasota	6	0	0	0	6	0	6
Seminole	3	1	0	0	4	0	4
Sumter	1	0	0	0	1	0	1
Suwannee	10	1	0	0	11	0	11
Taylor	2	0	0	0	2	0	2
Union	0	0	0	0	0	0	0
Volusia	5	2	0	0	7	0	7
Wakulla	0	0	0	0	0	0	0
Walton	0	0	0	0	0	0	0
Washington	0	0	0	0	0	0	0
Totals	193	34	0	0	227	0	227

TD Ombudsman Calls

Jan-13

County	Service Availability	Quality of Service	Funding	Other	Total Closed	Total Open	Total
Alachua	5	0	0	0	5	0	5
Baker	0	0	0	0	0	0	0
Bay	0	0	0	0	0	0	0
Bradford	0	1	0	0	1	0	1
Brevard	4	0	0	0	4	0	4
Broward	7	0	0	0	7	0	7
Calhoun	0	0	0	0	0	0	0
Charlotte	0	0	0	0	0	0	0
Citrus	0	0	0	0	0	0	0
Clay	0	0	0	0	0	0	0
Collier	0	0	0	0	0	0	0
Columbia	0	0	0	0	0	0	0
DeSoto	0	0	0	0	0	0	0
Dixie	0	0	0	0	0	0	0
Duval	7	0	0	0	7	0	7
Escambia	4	0	0	0	4	0	4
Flagler	0	0	0	0	0	0	0
Franklin	0	0	0	0	0	0	0
Gadsden	0	0	0	0	0	0	0
Gilchrist	1	0	0	0	1	0	1
Glades	0	0	0	0	0	0	0
Gulf	0	0	0	0	0	0	0
Hamilton	1	0	0	0	1	0	1
Hardee	0	0	0	0	0	0	0
Hendry	0	0	0	0	0	0	0
Hernando	2	0	0	0	2	0	2
Highlands	0	0	0	0	0	0	0
Hillsborough	8	0	0	0	8	0	8
Holmes	0	0	0	0	0	0	0
Indian River	0	0	0	0	0	0	0
Jackson	0	0	0	0	0	0	0
Jefferson	0	0	0	0	0	0	0
Lafayette	0	0	0	0	0	0	0
Lake	10	1	0	0	11	0	11
Lee	7	0	0	0	7	0	7
Leon	4	0	0	0	4	0	4
Levy	0	0	0	0	0	0	0
Liberty	0	0	0	0	0	0	0

County	Service Availability	Quality of Service	Funding	Other	Total Closed	Total Open	Total
Madison	0	0	0	0	0	0	0
Manatee	0	0	0	0	0	0	0
Marion	1	0	0	0	1	0	1
Martin	3	1	0	0	4	0	4
Miami-Dade	10	0	0	0	10	0	10
Monroe	0	1	0	0	1	0	1
Nassau	0	0	0	0	0	0	0
Okaloosa	0	0	0	0	0	0	0
Okeechobee	0	0	0	0	0	0	0
Orange	12	0	0	0	12	0	12
Osceola	1	0	0	0	1	0	1
Palm Beach	5	0	0	0	5	0	5
Pasco	3	1	0	0	4	0	4
Pinellas	7	0	0	0	7	0	7
Polk	2	0	0	0	2	0	2
Putnam	0	0	0	0	0	0	0
St. Johns	0	0	0	0	0	0	0
St. Lucie	7	0	0	0	7	0	7
Santa Rosa	2	0	0	0	2	0	2
Sarasota	4	0	0	0	4	0	4
Seminole	2	0	0	0	2	0	2
Sumter	0	0	0	0	0	0	0
Suwannee	9	0	0	0	9	0	9
Taylor	0	0	0	0	0	0	0
Union	0	0	0	0	0	0	0
Volusia	3	0	0	0	3	0	3
Wakulla	0	0	0	0	0	0	0
Walton	0	0	0	0	0	0	0
Washington	0	0	0	0	0	0	0
Totals	131	5	0	0	136	0	136

TD Ombudsman Calls

Feb-13

County	Service Availability	Quality of Service	Funding	Other	Total Closed	Total Open	Total
Alachua	6	0	0	0	6	0	6
Baker	0	0	0	0	0	0	0
Bay	0	0	0	0	0	0	0
Bradford	0	0	0	0	0	0	0
Brevard	5	0	0	0	5	0	5
Broward	9	0	0	0	9	0	9
Calhoun	0	0	0	0	0	0	0
Charlotte	0	0	0	0	0	0	0
Citrus	0	0	0	0	0	0	0
Clay	0	0	0	0	0	0	0
Collier	1	0	0	0	1	0	1
Columbia	0	0	0	0	0	0	0
DeSoto	0	0	0	0	0	0	0
Dixie	0	0	0	0	0	0	0
Duval	5	0	0	0	5	0	5
Escambia	2	0	0	0	2	0	2
Flagler	0	0	0	0	0	0	0
Franklin	0	0	0	0	0	0	0
Gadsden	0	0	0	0	0	0	0
Gilchrist	0	0	0	0	0	0	0
Glades	0	0	0	0	0	0	0
Gulf	0	0	0	0	0	0	0
Hamilton	0	0	0	0	0	0	0
Hardee	0	0	0	0	0	0	0
Hendry	0	0	0	0	0	0	0
Hernando	3	0	0	0	3	0	3
Highlands	0	0	0	0	0	0	0
Hillsborough	6	0	0	0	6	0	6
Holmes	0	0	0	0	0	0	0
Indian River	0	0	0	0	0	0	0
Jackson	0	0	0	0	0	0	0
Jefferson	0	0	0	0	0	0	0
Lafayette	0	0	0	0	0	0	0
Lake	12	0	0	0	12	0	12
Lee	8	0	0	0	8	0	8
Leon	3	0	0	0	3	0	3
Levy	0	0	0	0	0	0	0
Liberty	0	0	0	0	0	0	0

County	Service Availability	Quality of Service	Funding	Other	Total Closed	Total Open	Total
Madison	0	0	0	0	0	0	0
Manatee	0	0	0	0	0	0	0
Marion	0	0	0	0	0	0	0
Martin	4	0	0	0	4	0	4
Miami-Dade	12	0	0	0	12	0	12
Monroe	0	0	0	0	0	0	0
Nassau	0	0	0	0	0	0	0
Okaloosa	0	0	0	0	0	0	0
Okeechobee	0	0	0	0	0	0	0
Orange	9	0	0	0	9	0	9
Osceola	0	0	0	0	0	0	0
Palm Beach	8	1	0	0	9	0	9
Pasco	0	0	0	0	0	0	0
Pinellas	6	1	0	0	7	0	7
Polk	3	0	0	0	3	0	3
Putnam	0	0	0	0	0	0	0
St. Johns	0	0	0	0	0	0	0
St. Lucie	5	0	0	0	5	0	5
Santa Rosa	0	0	0	0	0	0	0
Sarasota	6	0	0	0	6	0	6
Seminole	1	0	0	0	1	0	1
Sumter	0	0	0	0	0	0	0
Suwannee	6	1	0	0	7	0	7
Taylor	0	0	0	0	0	0	0
Union	0	0	0	0	0	0	0
Volusia	2	0	0	0	2	0	2
Wakulla	0	0	0	0	0	0	0
Walton	0	0	0	0	0	0	0
Washington	0	0	0	0	0	0	0
Totals	122	3	0	0	125	0	125



**Transportation
Disadvantaged**



2013 Legislative Priorities:

- Advocate for the Governor's budget recommendation of increasing the Transportation Disadvantaged Trust Fund by \$12.7 million to ensure coordination of transportation services and enhance access to health care, jobs, etc., for older adults, persons with disabilities & people with limited incomes.
- Monitor legislation to ensure program integrity is maintained.
- Monitor the Transportation Disadvantaged Trust Fund.

2012 Performance:

- Total People Served - 667,588
- Total Trips Provided Statewide- 47,741,494
 - Medical Trips Provided - 17,116,967
 - Employment Trips Provided - 4,355,643
- Cost per trip - \$7.70
- Cost per Paratransit trip - \$23.22
- Unmet trip requests - 101,536

Ensuring Coordination.....Enhancing Access
 Phone 850-410-5700 or toll free 1-800-983-2435
www.dot.state.fl.us/ctd

ATTENDANCE RECORD

GILCHRIST COUNTY TRANSPORTATION DISADVANTAGED COORDINATING BOARD

POSITION	NAME	4/18/2012	7/18/2012	10/17/2012	1/9/2013
Chairperson	Commissioner John Thomas				
FDOT	Sandra Collins	P	A	P	A
Alternate Member	Janell Damato				A
FDCF	Brad Seeling	P	P	P	P
Alternate Member	(Vacant)				
FAHCA-Medicaid	Alana McKay	P	A	P	P
Alternate Member	Andrew Singer	A	P	A	A
FDOE	Rayford Riels	P	A	A	P
Alternate Member	(Vacant)				
Public Education	Cloud Haley	A	A	P	P
Alternate Member	(Vacant)				
Citizen Advocate	William R. Cummings	A	A	P	P
Alternate Member	(Vacant)				
CA-User	(Vacant)				
Alternate Member	(Vacant)				
Elderly Rep.	Betty Ramey	P	A	A	A
Alternate Member	Richard Esseck	A	A	A	P
Veterans Rep.	Jim Mash	P	P	P	P
Alternate Member	(Vacant)				
Persons with Disabilities Rep.	(Vacant)				
Alternate Member	(Vacant)				
FDEA	Cindy Roberts	A	A	A	P
Alternate Member	David Huckabee	A	A	A	A
Children at Risk	Tonya Hiers	P	P	P	A
Alternate Member	(Vacant)				
Local Medical Community	(Vacant)				
Alternate Member	(Vacant)				
Regional Workforce Development Board	Jaqueline Loubet				
Alternate Member	(Vacant)				

ATTENDANCE POLICY: According to Article III, Section 5 of the Coordinating Board bylaws:

"The North Central Florida Regional Planning Council shall review and consider rescinding the appointment of any voting member on the Board who fails to attend three consecutive meetings."

